SEALTRON
CONDUCTIVE ELASTOMERS

SAS
INDUSTRIES



HISTORY

SAS Industries, Inc. (SAS) has been producing gasketing products for all industries since 1973. In 1987 after noticing the lack of market options for EMI/RFI Shielding Materials SAS began to develop and formulate its own line.

In the decades since SAS has continually reformulated and improved upon these materials as newer, better manufacturing methods and stronger compounds have become available.

At SAS our core goal is and always will be to satisfy the customer at all levels; delivery, quality, and price. We pride ourselves on being your single source for not just your EMI/RFI Shielding needs, but all of your gasketing needs.

Thanks to our customers we have been able to move from a small 1 man operation in 1973 hand cutting gaskets out of the back of a retail store in Wantagh, NY to a thriving global business with the latest state of the art equipment available.

As we look to the future we do so with optimism and intrigue. We look forward to discovering and creating solutions for applications that we can not yet imagine. Discovering new techniques and developing new methods is what drives us and nothing gives us more satisfaction then collaborating with you to solve a sealing problem.

STATE OF THE ART MANUFACTURING METHODS

At SAS we pride ourselves on our people and our machinery. Our facilities include state of the art inspection machinery such as:

- Amada by Virtek Laser Inspection System (48" x 48")
- Instron 3345 Material Tester (56" Travel)
- Flow Integrated Flying Bridge Water Jet (6'x12')
- Haas VF3YT Vertical Milling Center
- Various Freeman Schwabe Die Cutting Presses
- Various Compression Molding Presses
- Various Transfer Molding Presses
- Vacuum Molding Presses
- Various Extruders
- Automated Compounding Machines
- Slitters

Along with our machinery we also have state of the art custom logistics systems that we tailor to your requirements. All products that ship from SAS are fully Code 39 bar coded and have full lot, cure date, and shelf life traceability.

OUR COMMITMENT

At SAS one of our main goals is, has always been, and will always be delivering your product on time. We pride ourselves on both industry leading quote and delivery times. We accomplish this by maintaining complete control of all manufacturing processes. This enables us to give you the best quality product at the lowest price with no unforeseen delays. It also enables us to quote your product without waiting for pricing from a subcontractor.

ALL THE BENEFITS OF A LARGE BUSINESS FROM A SMALL FAMILY OWNED BUSINESS

Thanks to our many loyal customers throughout the years we have been able to keep up and exceed the R&D expenditures of many of the large companies in our field. We have done this by maintaining our innovative spirit and through the knowledge and expertise of our invaluable staff, all while maintaining the personal attention you expect from a small family owned business.

ITAR Registered

AS9100 Rev D Registered

ISO 9001:2015 Registered

FSCM 4L975

Phone: (631) 727-1441 • Fax: (631) 727-1387

SEALTRON Conductive Elastomers

SAS SEALTRON Conductive Elastomers are used in situations requiring extremely high shielding effectiveness, environmental sealing, reliability, and durability.

SAS SEALTRON Conductive Elastomers are unique blends of highly conductive particles and various different formulations of Silicone, Fluorosilicone, and EPDM blended together in order to create a highly conductive matrix within the different rubber polymer and copolymers meeting various different military specifications and commercial requirements.

SAS SEALTRON materials come in a variety of different formulations and are not limited by what we have listed. If your desired specifications are not shown on any of our listed charts please feel free to contact us with your requirements and we will work on a custom formulation in order to meet your particular design requirements.

Our part numbering system shown to the right was created to differentiate the various types of SEALTRON Conductive Elastomers.

The first digit (1) in the SEALTRON part numbering system classifies the material as being part of our SEALTRON Conductive Elastomer line. The second digit specifies the rubber polymer or co-polymer used.

10xx	MIL-DTL-83528 Silicone
11xx	MIL-DTL-83528 Fluorosilicone
12xx	EPDM
13xx	Fluoroelastomer Co-polymer
14xx	Conductive / Non-Conductive Combination
15xx	Silicone
16xx	Fluorosilicone
1780	Silver Coated Silicone
18xx	Butyl
1756	Nickel Aluminium Filled Silicone
1767	Nickel Aluminium Filled Fluorosilicone
1747	Pure Nickel Filled Silicone

The third digit in the SEALTRON part numbering system classifies the conductive particle filler type used in the compound.

1x0x	Gold Plated Nickel
1x1x	Carbon
1x2x	Nickel
1x3x	Silver Plated Glass
1x4x	Silver Plated Nickel
1x5x	Silver Plated Aluminum
1x6x	Silver Plated Copper
1x7x	Low Density Silver
1x8x	High Density Silver
1x9x	Reinforced Silver Plated Copper

The fourth digit in the SEALTRON part numbering system is used to classify the durometer of the material on the Shore A scale, except in materials classified as 10xx* and 11xx where the durometer is predetermined based upon Military Specifications.

1xx1	10
1xx2	20
1xx3	30
1xx4	40
1xx5	50

1xx6	60
1xx7	70
1xx8	80
1xx9	90

* Except in the case of 102x where materials can come in any durometer from 30 - 70.

Phone: (631) 727-1441 • Fax: (631) 727-1387

PERFORMANCE CHARACTERISTICS: MILITARY GRADE MATERIAL TYPES PER MIL-DTL-83528

Series		U of M	1017	102x	1126	1036	1136	1047	1147	1056	1157
Filler		-	Carbon	Nickel Graphite	Nickel Graphite	Silver Glass	Silver Glass	Silver Nickel	Silver Nickel	Silver Aluminum	Silver Aluminum
Elastomer		-	Silicone	Silicone	Fluoro-Silicone	Silicone	Fluoro-Silicone	Silicone	Fluoro-Silicone	Silicone	Fluoro-Silicone
MIL-83528 TYPE		-	-	-	-	M	-	L	-	B	D
Operating Temp. (°C)		Min	- 55	- 55	- 55	- 55	- 55	- 55	- 55	- 55	- 55
		Max	+200	+150	+150	+160	+160	+125	+160	+160	+160
Hardness		Shore A	70	30-70	65	65	65	75	70	65	70
Specific Gravity		g/cc	1.2	1.95	1.95	1.9	1.9	4.0	4.4	2.0	2.0
Compression Deflection		% min	3.5	3.5	3.0	3.5	3.5	3.5	3.5	3.5	3.5
Tensile Strength		#/in sq	650	150	150	200	200	200	180	200	180
Elongation		Min-	100	100	60	100	100	100	60	100	60
		Max	-	-	-	300	300	300	260	300	260
Compression Set		%	40	35	25	30	30	32	30	32	30
Tear Strength		#/in	40	40	35	30	30	30	35	30	35
Volume Res.		Ohm-cm	7.0	.10	.10	.006	.006	.005	.012	.008	.012
Shielding Effectiveness as tested per Mil-DTL-83528	200 kHz (H Field)	dB Min	-	-	-	-	-	70	-	60	55
	100 MHz (E Field)		50	100	100	100	90	120	105	115	110
	500 MHz (E Field)		50	100	100	100	90	120	100	110	100
	2 GHz (Plane Wave)		50	100	100	100	90	115	90	110	95
	10 GHz (Plane Wave)		50	100	100	100	90	110	90	110	90
Shelf Life		Years	Indefinite	Indefinite	Indefinite	Indefinite	Indefinite	Indefinite	Indefinite	Indefinite	Indefinite

Series		U of M	1066	1167	1068	1074	1086	1187	1088	1098	1227
Filler		-	Silver Copper	Silver Copper	Silver Copper	Silver Low Density	Silver Pure	Silver Pure	Silver Pure	Silver Copper	Nickel Graphite
Elastomer		-	Silicone	Fluoro-Silicone	Silicone	Silicone	Silicone	Fluoro-Silicone	Silicone	Silicone	EPDM
MIL-83528 TYPE		-	A	C	K	J	E	F	H	G	N/A
Operating Temp. (°C)		Min	- 55	- 55	- 45	- 55	- 55	- 65	- 55	- 45	- 30
		Max	+125	+125	+125	+160	+160	+160	+160	+125	+100
Hardness		Shore A	65	75	85	45	65	75	80	80	75
Specific Gravity		g/cc	3.5	4.1	3.8	1.8	3.5	4.0	4.0	4.75	2.1
Compression Deflection		% min	3.5	3.5	2.5	8.0	2.5	3.5	2.5	2.5	2.0
Tensile Strength		#/in sq	200	180	400	150	300	250	400	600	200
Elongation		Min-	100	100	100	50	200	100	90	20	75
		Max	300	300	300	250	500	300	290	N/A	-
Compression Set		%	32	35	35	35	45	60	60	N/A	40
Tear Strength		#/in	25	35	40	20	50	40	60	70	70
Volume Res.		Ohm-cm	.004	.010	.005	.010	.002	.002	.005	.007	5
Shielding Effectiveness as tested per Mil-DTL-83528	200 kHz (H Field)	dB Min	70	70	70	60	70	70	70	70	-
	100 MHz (E Field)		120	120	120	100	120	120	120	110	80
	500 MHz (E Field)		120	120	120	100	120	120	120	110	80
	2 GHz (Plane Wave)		120	115	120	90	120	120	120	110	80
	10 GHz (Plane Wave)		120	110	120	80	120	120	120	110	80
Shelf Life		Years	Indefinite	Indefinite	Indefinite	Indefinite	Indefinite	Indefinite	Indefinite	Indefinite	Indefinite

PERFORMANCE CHARACTERISTICS: COMMERCIAL GRADE MATERIAL TYPES

Series	U of M	152x	153x	154x	155x	156x	157x	158x
Filler	-	Pure Nickel	Silver Glass	Silver Nickel	Silver Aluminum	Silver Copper	Silver Low Density	Silver Pure
Elastomer	-	Silicone	Silicone	Silicone	Silicone	Silicone	Silicone	Silicone
Operating Temp. (°C)	Min	- 55	- 55	- 55	- 55	- 55	- 55	- 65
	Max	+125	+170	+180	+200	+125	+160	+180
Hardness Available	Shore A	45-75	45-75	45-75	45-75	45-75	45-75	45-75
Specific Gravity	g/cc	3.05	1.8	4.0	2.0	3.5	1.7	4.0
Tensile Strength	#/in sq	400	200	200	200	200	150	200
Elongation	%	300	280	300	280	300	100	300
Tear Strength	#/in	40	35	35	35	35	25	60
Volume Res.	Ohm-cm	2.0	.05	.06	.08	.06	.1	.04
Shielding Effectiveness (20 MHz – 1 GHz)	Min	60	75	80	75	85	70	85
Shelf Life	Years	Indefinite	Indefinite	Indefinite	Indefinite	Indefinite	Indefinite	Indefinite

Series	U of M	162x	163x	164x	165x	166x	167x	168x
Filler	-	Pure Nickel	Silver Glass	Silver Nickel	Silver Aluminum	Silver Copper	Silver Low Density	Silver Pure
Elastomer	-	Fluorosilicone	Fluorosilicone	Fluorosilicone	Fluorosilicone	Fluorosilicone	Fluorosilicone	Fluorosilicone
Operating Temp. (°C)	Min	- 55	- 55	- 55	- 55	- 55	- 55	- 65
	Max	+125	+170	+180	+200	+125	+160	+180
Hardness Available	Shore A	45-75	45-75	45-75	30-75	45-75	45-75	45-75
Specific Gravity	g/cc	3.05	1.8	4.0	2.0	3.5	1.7	4.0
Tensile Strength	#/in sq	400	200	200	200	200	150	200
Elongation	%	300	280	300	280	300	100	300
Tear Strength	#/in	40	35	35	35	35	25	60
Volume Res.	Ohm-cm	2.0	.05	.06	.08	.06	.1	.04
Shielding Effectiveness (20 MHz – 1 GHz)	Min	60	75	80	75	85	70	85
Shelf Life	Years	Indefinite	Indefinite	Indefinite	Indefinite	Indefinite	Indefinite	Indefinite

The SEALTRON Commercial Grade Material Types Guide shown above should be used as a reference point for quick material selection. However, values listed in this chart are typical and should by no means be used as selection criteria. Specific material data sheets for the exact material type, including durometer should be consulted before selection as values are subject to change from this chart and different materials with respect to durometer will yield entirely different physical and electrical properties.

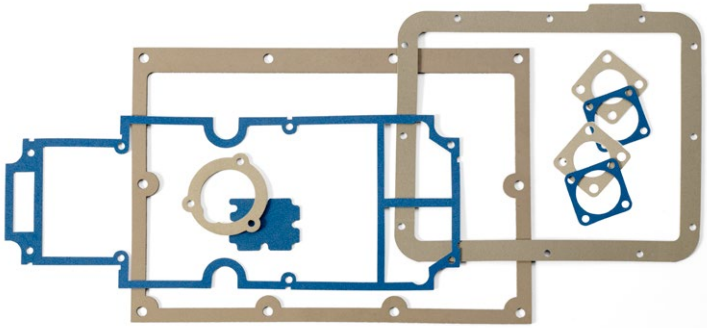

Phone: (631) 727-1441 • Fax: (631) 727-1387

SAS SEALTRON Conductive Elastomers are provided in various different configurations. Some applications that we can tailor fit this material to your needs are molded product, extruded profiles, sheet material, and cut parts using our various tooling and machinery in order to create the end result you desire.

To the right we have included a guide on creating a part number for our standard sheet sizes and on the following pages we will show some of our standard product dimensions for various different finished parts. This is by no means a complete listing of everything that we can offer. Please contact us and someone from our experienced staff will gladly help answer any question you may have or provide you with a price quote.

Ixxx - xxxx - xxx - xx

The first four digits in creating a part number references the material selection from some of the prior pages.

Ixxx - **xxxx** - xxx - xx

The second series of numbers after the first – references the sheet size from the options listed below:

Identifier	Sheet Size
1010	10" x 10"
1212	12" x 12"
1020	10" x 20"
1218	12" x 18"
1520	15" x 20"

Ixxx - xxxx - **xxx** - xx

The third series of numbers after the second – references your material thickness. Below we have included a partial listing of thicknesses offered. These are by no means a thickness limitation as sheets can be made in any thickness imaginable.

Identifier	Thickness	Tolerance
020	.020"	+/- .005"
027	.027"	+/- .005"
030	.030"	+/- .005"
032	.032"	+/- .005"
040	.040"	+/- .005"
047	.047"	+/- .007"

Identifier	Thickness	Tolerance
062	.062"	+/- .007"
080	.080"	+/- .007"
093	.093"	+/- .010"
125	.125"	+/- .010"
187	.187"	+/- .012"
250	.250"	+/- .0125"

Ixxx - xxxx - xxx - **xx**

When required the fourth series of numbers after the third – references a conductive PSA (Pressure Sensitive Adhesive) on one or both sides. SAS exclusively uses 3M Conductive Adhesives in cooperation with our SEALTRON Conductive Elastomers. Standard option is 3M's 9712XYZ, other 3M options can be used if desired.

Identifier	Adhesive Type
NA	No PSA Backing
A1	3M 9712XYZ On 1 Side
A2	3M 9712XYZ On Both Sides
A3[1]	SAS003-PSA On 1 Side
A4[1]	SAS003-PSA On Both Sides
A8[1]	3M 9719 PSA On Both Sides
A9[1]	3M 9719 PSA On 1 Side

[1]Can only be added on sheets not extrusions.

SAS SEALTRON Conductive Elastomers are also supplied as extrusions to various different profiles. The following is a partial listing of profiles and sizes available at SAS. As always if you don't see a size or a profile here, please contact us and we will manufacture to your specifications.

All of our Profiles are also available as Vulcanized "Continuous" Products to your required Developed Lengths.

When ordering from our standard profiles replace the first four digits of the part number, labeled 1xxx, with the proper 4 digit material you would like your finished part or cord to be fabricated using.





Solid Diameter Cord

P/N	DIA In Inches	M83528/001 PN
1xxx-2001	.040	001
1xxx-2002	.048	-
1xxx-2003	.050	-
1xxx-2004	.053	002
1xxx-2005	.060	-
1xxx-2006	.062	003
1xxx-2007	.070	004
1xxx-2008	.074	-
1xxx-2009	.075	-
1xxx-2010	.077	-
1xxx-2011	.079	-
1xxx-2012	.080	005
1xxx-2013	.085	-
1xxx-2014	.090	-
1xxx-2015	.093	006
1xxx-2016	.100	-
1xxx-2017	.103	007
1xxx-2018	.106	-
1xxx-2019	.112	-
1xxx-2020	.119	008
1xxx-2021	.125	009
1xxx-2022	.130	-
1xxx-2023	.134	-
1xxx-2024	.139	010
1xxx-2025	.147	-
1xxx-2026	.150	-
1xxx-2027	.158	-
1xxx-2028	.159	-
1xxx-2029	.160	-
1xxx-2030	.170	-
1xxx-2031	.188	011
1xxx-2032	.195	-
1xxx-2033	.216	012
1xxx-2034	.219	-
1xxx-2035	.220	-
1xxx-2036	.236	-
1xxx-2037	.247	-
1xxx-2038	.250	013
1xxx-2039	.280	-
1xxx-2040	.291	-
1xxx-2041	.292	-
1xxx-2042	.317	-
1xxx-2043	.324	-
1xxx-2044	.329	-
1xxx-2045	.348	-
1xxx-2046	.367	-
1xxx-2047	.379	-
1xxx-2048	.393	-
1xxx-2049	.410	-
1xxx-2050	.420	-
1xxx-2051	.429	-
1xxx-2052	.479	-
1xxx-2053	.570	-
1xxx-2054	.635	-
1xxx-2055	.661	-
1xxx-2056	.831	-
1xxx-2057	.876	-
1xxx-2058	.894	-
1xxx-2059	.922	-
1xxx-2060	.210	-
1xxx-2061	.043	-
1xxx-2062	.032	-

Phone: (631) 727-1441 • Fax: (631) 727-1387

Hollow Diameter Cord



P/N	OD In Inches	ID In Inches	M83528/011 PN
1xxx-2100	.060	.020	-
1xxx-2101	.070	.020	-
1xxx-2102	.070	.025	-
1xxx-2103	.080	.030	-
1xxx-2104	.080	.040	-
1xxx-2105	.081	.020	-
1xxx-2106	.090	.050	-
1xxx-2107	.090	.060	-
1xxx-2108	.093	.061	-
1xxx-2109	.102	.039	-
1xxx-2110	.103	.040	007
1xxx-2111	.110	.045	-
1xxx-2112	.110	.062	-
1xxx-2113	.110	.068	-
1xxx-2114	.122	.061	-
1xxx-2115	.125	.045	001
1xxx-2116	.125	.062	006
1xxx-2117	.125	.070	-
1xxx-2118	.125	.078	-
1xxx-2119	.125	.080	-
1xxx-2120	.125	.085	-
1xxx-2121	.130	.045	-
1xxx-2122	.135	.045	-
1xxx-2123	.135	.085	-
1xxx-2124	.137	.087	-
1xxx-2125	.145	.070	-
1xxx-2126	.145	.080	-
1xxx-2127	.151	.094	-
1xxx-2128	.156	.050	002
1xxx-2129	.156	.080	-
1xxx-2130	.177	.079	008
1xxx-2131	.177	.110	-
1xxx-2132	.180	.140	-
1xxx-2133	.189	.111	-
1xxx-2134	.190	.080	-
1xxx-2135	.207	.077	-
1xxx-2136	.207	.090	-
1xxx-2137	.210	.093	-
1xxx-2138	.210	.120	-
1xxx-2139	.216	.090	-
1xxx-2140	.250	.125	003
1xxx-2141	.250	.140	-
1xxx-2142	.250	.187	-
1xxx-2143	.250	.200	-
1xxx-2144	.290	.156	-
1xxx-2145	.290	.175	-
1xxx-2146	.312	.192	004
1xxx-2147	.348	.250	-
1xxx-2148	.373	.200	-
1xxx-2149	.375	.250	005
1xxx-2150	.394	.253	-
1xxx-2151	.404	.243	-
1xxx-2152	.405	.223	-
1xxx-2153	.430	.250	-
1xxx-2154	.437	.330	-
1xxx-2155	.437	.347	-
1xxx-2156	.438	.275	-
1xxx-2157	.440	.280	-
1xxx-2158	.461	.295	-
1xxx-2159	.461	.315	-
1xxx-2160	.470	.345	-
1xxx-2161	.500	.385	-
1xxx-2162	.524	.315	-
1xxx-2163	.555	.425	-
1xxx-2164	.562	.437	-
1xxx-2165	.620	.250	-
1xxx-2166	.620	.515	-
1xxx-2167	.625	.250	-
1xxx-2168	.630	.340	-
1xxx-2169	.650	.520	-
1xxx-2170	1.058	.918	-
1xxx-2171	.075	.025	-
1xxx-2172	.053	.032	-
1xxx-2173	.118	.079	-
1xxx-2174	.073	.049	-
1xxx-2175	.093	.035	-

D-Profile Cord

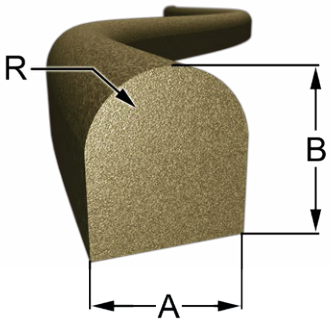

P/N	A	B	R rad.	M83528/003 PN
1xxx-2201	.055	.064	.031	-
1xxx-2202	.060	.075	.030	-
1xxx-2203	.062	.068	.031	001
1xxx-2204	.062	.068	.047	-
1xxx-2205	.062	.074	.031	-
1xxx-2206	.062	.085	.031	-
1xxx-2207	.062	.100	.031	005
1xxx-2208	.064	.055	.032	-
1xxx-2209	.070	.095	.035	-
1xxx-2210	.078	.089	.039	003
1xxx-2211	.080	.070	.040	-
1xxx-2212	.080	.090	.040	-
1xxx-2213	.088	.081	.044	-
1xxx-2214	.091	.134	.045	-
1xxx-2215	.094	.078	.047	002
1xxx-2216	.094	.094	.047	004
1xxx-2217	.102	.115	.051	-
1xxx-2218	.118	.156	.059	008
1xxx-2219	.122	.131	.061	-
1xxx-2220	.122	.135	.061	007
1xxx-2221	.124	.135	.062	-
1xxx-2222	.125	.125	.062	-
1xxx-2223	.150	.110	.075	006
1xxx-2224	.156	.156	.078	009
1xxx-2225	.178	.175	.089	010
1xxx-2226	.187	.200	.093	-
1xxx-2227	.187	.205	.093	-
1xxx-2228	.188	.188	.094	011
1xxx-2229	.487	.324	.243	-
1xxx-2230	.250	.250	.125	-

Hollow D-Profile Cord

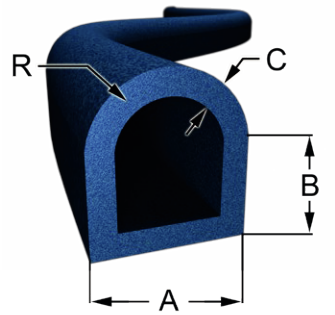

P/N	A	B	C	R rad.	M83528/007 PN
1xxx-2301	.125	.094	.040	.062	-
1xxx-2302	.156	.045	.045	.078	-
1xxx-2303	.156	.078	.045	.078	001
1xxx-2304	.187	.093	.050	.093	002
1xxx-2305	.187	.134	.040	.093	-
1xxx-2306	.207	.084	.050	.103	-
1xxx-2307	.246	.020	.030	.125	-
1xxx-2308	.250	.125	.062	.125	-
1xxx-2309	.250	.125	.065	.125	007
1xxx-2310	.296	.015	.030	.172	-
1xxx-2311	.296	.015	.050	.172	-
1xxx-2312	.312	.156	.062	.156	003
1xxx-2313[1]	.312	.156	.062	.156	004
1xxx-2314	.312	.200	.062	.112	005
1xxx-2315	.400	.025	.035	.205	-
1xxx-2316	.487	.080	.045	.244	-
1xxx-2317	.487	.080	.055	.244	-
1xxx-2318	.487	.080	.062	.244	-
1xxx-2319	.487	.080	.080	.244	006
1xxx-2320	.488	.068	.055	.244	-
1xxx-2321	.488	.080	.080	.244	-
1xxx-2322	.502	.250	.061	.250	-
1xxx-2323	.700	.250	.100	.350	-
1xxx-2324	.750	.375	.050	.375	-
1xxx-2325	.750	.375	.075	.375	-
1xxx-2326	.975	.132	.093	.488	-
1xxx-2327	.125	.093	.025	.062	-

[1]Hollow D-Profile is fabricated with two .031" internal radii for low closure properties.



Flat Stripping

P/N	A In Inches	B In Inches	M83528/009 PN
1xxx-2401	.032	.032	-
1xxx-2402	.041	.031	-
1xxx-2403	.060	.080	-
1xxx-2404	.063	.042	001
1xxx-2405	.085	.085	-
1xxx-2406	.093	.093	-
1xxx-2407	.095	.062	002
1xxx-2408	.114	.039	-
1xxx-2409	.114	.091	-
1xxx-2410	.120	.040	-
1xxx-2411	.120	.075	003
1xxx-2412	.125	.062	004
1xxx-2413	.126	.126	-
1xxx-2414	.156	.062	005
1xxx-2415	.170	.125	-
1xxx-2416	.188	.062	-
1xxx-2417	.188	.080	-
1xxx-2418	.188	.093	-
1xxx-2419	.188	.125	-
1xxx-2420	.219	.156	-
1xxx-2421	.250	.062	006
1xxx-2422	.255	.063	-
1xxx-2423	.330	.305	-
1xxx-2424	.375	.060	-
1xxx-2425	.390	.062	-
1xxx-2426	.438	.188	-
1xxx-2427	.500	.040	-
1xxx-2428	.500	.062	007
1xxx-2429	.500	.075	008
1xxx-2430	.500	.093	-
1xxx-2431	.500	.125	-
1xxx-2432	.500	.188	009
1xxx-2433	.500	.250	-
1xxx-2434	.508	.063	-
1xxx-2435	.564	.127	-
1xxx-2436	.569	.062	-
1xxx-2437	.620	.125	-
1xxx-2438	.640	.060	-
1xxx-2439	.750	.032	-
1xxx-2440	.750	.062	010
1xxx-2441	.780	.100	-
1xxx-2442	.870	.032	-
1xxx-2443	.875	.312	-
1xxx-2444	.880	.032	-
1xxx-2445	.880	.062	011
1xxx-2446	.880	.125	-
1xxx-2447	.980	.125	-
1xxx-2448	1.000	.032	-
1xxx-2449	1.000	.042	-
1xxx-2450	1.000	.062	-
1xxx-2451	1.000	.090	-
1xxx-2452	1.000	.250	012
1xxx-2453	1.120	.060	-
1xxx-2454	1.180	.062	013
1xxx-2455	1.210	.062	-
1xxx-2456	1.600	.062	-
1xxx-2457	2.000	.062	-
1xxx-2458[1]	.125	.020	-
1xxx-2459[1]	.250	.020	-
1xxx-2460[1]	.040	.015	-
1xxx-2461[1]	.040	.024	-

[1]Only come in up to 36" lengths.

Phone: (631) 727-1441 • Fax: (631) 727-1387

U-Profile Cord

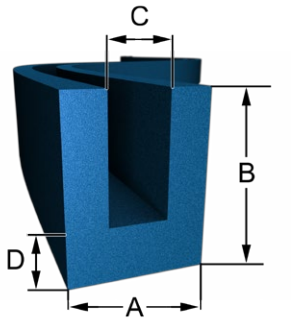

P/N	A	B	C	D	M83528/010 PN
1xxx-2501	.075	.099	.025	.032	-
1xxx-2502	.100	.100	.034	.033	001
1xxx-2503	.126	.078	.044	.048	-
1xxx-2504	.126	.099	.047	.059	-
1xxx-2505	.126	.097	.026	.037	-
1xxx-2506	.126	.110	.025	.050	002
1xxx-2507	.126	.225	.020	.075	003
1xxx-2508	.154	.154	.082	.088	-
1xxx-2509	.156	.156	.062	.047	004
1xxx-2510	.156	.175	.046	.075	-
1xxx-2511	.175	.156	.047	.075	005
1xxx-2512	.188	.188	.062	.062	-
1xxx-2513	.193	.193	.128	.064	-
1xxx-2514	.250	.250	.170	.062	-
1xxx-2515	.250	.250	.130	.062	-
1xxx-2516	.260	.184	.140	.062	-
1xxx-2517	.320	.315	.193	.197	-
1xxx-2518	.327	.235	.062	.115	006
1xxx-2519	.375	.500	.187	.125	-

Some examples of complete part numbers are as follows:

1056-2015 : This indicates a .093" Diameter Cord using SAS SEALTRON 1056, which is a Silver Plated Aluminum filled Silicone per MIL-DTL-83528C Type B.

1086-2228 : This indicates a Solid D-Profile Cord with dimensions as listed using SAS SEALTRON 1187, which is a Pure Silver filled Fluorosilicone per MIL-DTL-83528C Type F.

1066-2228-A1 : This would indicate the same Solid D-Profile Cord as shown in the last example, but instead using SAS SEALTRON 1066, which is a Silver Plated Copper filled Silicone per MIL-DTL-83528C Type A. It would also have a Conductive Pressure Sensitive Adhesive Backing on 1 side.

Hollow P-Profile Cord

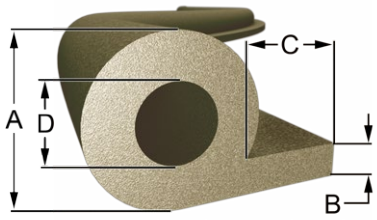

P/N	A	B	C	D	M83528/008 PN
1xxx-2601	.125	.062	.250	.045	-
1xxx-2602	.140	.030	.135	.100	-
1xxx-2603	.164	.095	.040	.084	-
1xxx-2604	.168	.062	.200	.047	-
1xxx-2605	.170	.062	.205	.060	-
1xxx-2607	.190	.062	.312	.130	-
1xxx-2608	.200	.062	.125	.080	-
1xxx-2609	.200	.062	.215	.080	-
1xxx-2610	.200	.062	.250	.080	-
1xxx-2611	.200	.062	.275	.080	007
1xxx-2612	.200	.062	.300	.080	-
1xxx-2613	.200	.062	.400	.080	-
1xxx-2614	.200	.062	.425	.080	-
1xxx-2615	.200	.062	.550	.080	-
1xxx-2616	.200	.062	.650	.080	001
1xxx-2617	.200	.062	.650	.125	-
1xxx-2618	.250	.062	.250	.125	002
1xxx-2619	.250	.062	.375	.125	003
1xxx-2620	.250	.062	.625	.125	008
1xxx-2621	.250	.062	.375	.150	004
1xxx-2622	.254	.062	.254	.153	-
1xxx-2623	.312	.062	.563	.187	005
1xxx-2624	.360	.070	.420	.255	006
1xxx-2625	.600	.110	.350	.400	-
1xxx-2626	.610	.130	.875	.350	-
1xxx-2627	.750	.062	.725	.625	-

Conductive Pressure Sensitive Adhesive is available on most parts listed.

Please contact SAS if you are interested in this option and we will let you know if it is available.

When possible PSA is added to these parts by appending –A1 for single sided PSA or –A2 for double sided PSA.

Double sided PSA can only be accommodated on Flat Stripping.

Vulcanized Rings (V-Rings)

SAS SEALTRON Conductive Elastomers can be extruded in any of the profiles shown, along with custom profiles you may design, and vulcanized together in order to create Vulcanized Rings to conform to your design. The major advantage of a vulcanized ring as opposed to a molded part is that it can conform to any groove design you can imagine, such as the one surrounding this statement. Some other advantages are there is typically no tooling required, the cost tends to be much lower, and they can be made to much larger sizes.

SAS SEALTRON V-Ring part numbers can be created by using the full extrusion part number appending a –V and adding the developed length, which is also commonly referred to as the center length or the centerline circumference, to the end of the part number as follows:

Ixxx	-	xxxx	-	Vxxxxxx
Material Type		Extrusion ID		Developed Length (in inches) (include decimal)

*The developed length is the desired length of the gasket at the center of its cross section when measured as a straight line.

Vulcanized Joint Specifications:

Conductive Filler		Nickel Graphite	Silver Aluminum	Silver Copper
Vol. Res. (ohm-cm)		.044	.010	.010
Durometer (Shore A)		65	60	65
Compression Set (% min)		25%	25%	25%
Shear Strength		100 psi	100 psi	100 psi
Recommended Compression		15-25%	15-25%	15-25%
Shielding Effectiveness (min)	100 MHz	90	90	90
	500 MHz	90	90	90
	2 GHz	80	80	80
	10 GHz	75	75	75

Full Part Number Examples:

1036-2006-V33.600 : This specifies a .062" CS x 33.6" Developed Length using SAS SEALTRON 1036, Silver Plated Aluminum filled Silicone.

1167-2100-V111.10 : This specifies the Hollow Diameter Cord listed under 2100, using SAS SEALTRON 1167, Vulcanized to a 111.1" DL.

Tolerance of Developed Length on Vulcanized Rings

Developed Length	Tolerance
4.00" – 12.00"	+ / - .090"
12.01" – 24.00"	+ / - .115"
24.01" – 48.00"	+ / - .130"
48.01" & Greater	+ / - .150"

If a tighter tolerance is required please contact a Representative at SAS and we will see if we can accommodate your requirements.

Phone: (631) 727-1441 • Fax: (631) 727-1387

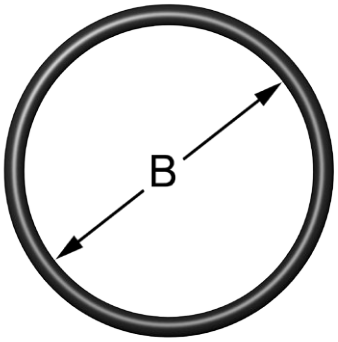

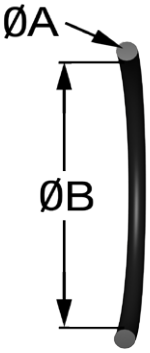

O-Rings

SAS SEALTRON Conductive Elastomers can be made in virtually any O-Ring size.
The following pages list standard sizes and our part numbers. Custom sizes available upon request.

P/N	A (C/S) In inches	B (ID) In inches	M83528 PN
1xxx-0071	.030	.442	005X001
1xxx-0072	.030	.577	005X002
1xxx-0073	.030	.692	005X003
1xxx-0074	.030	.817	005X004
1xxx-0075	.039	.425	005X005
1xxx-0076	.048	.295	005X006
1xxx-0077	.050	.533	005X007
1xxx-0078	.051	.446	005X008
1xxx-0079	.057	.415	005X009
1xxx-0080	.063	.541	005X010
1xxx-0081	.063	.648	005X011
1xxx-0082	.068	.847	005X012
1xxx-0083	.068	1.182	005X013
1xxx-0084	.068	3.165	005X014
1xxx-0007	.070	.145	002X007
1xxx-0011	.070	.301	002X011
1xxx-0012	.070	.364	002X012
1xxx-0013	.070	.426	002X013
1xxx-0014	.070	.489	002X014
1xxx-0085	.070	.495	005X015
1xxx-0015	.070	.551	002X015
1xxx-0086	.070	.610	005X016
1xxx-0087	.070	.635	005X017
1xxx-0088	.070	.667	005X018
1xxx-0017	.070	.676	002X017
1xxx-0018	.070	.739	002X018
1xxx-0019	.070	.801	002X019
1xxx-0089	.070	.860	005X019
1xxx-0020	.070	.864	002X020
1xxx-0021	.070	.926	002X021
1xxx-0022	.070	.989	002X022
1xxx-0024	.070	1.114	002X024
1xxx-0090	.070	1.230	005X020
1xxx-0026	.070	1.239	002X026
1xxx-0028	.070	1.364	002X028
1xxx-0114	.103	.612	002X114

P/N	A (C/S) In inches	B (ID) In inches	M83528 PN
1xxx-0187	.103	.676	002X115
1xxx-0117	.103	.799	002X117
1xxx-0189	.103	1.040	005X021
1xxx-0126	.103	1.362	002X126
1xxx-0128	.103	1.487	002X128
1xxx-0130	.103	1.612	005X022
1xxx-0132	.103	1.737	002X132
1xxx-0188	.103	1.790	005X023
1xxx-0134	.103	1.862	002X134
1xxx-0142	.103	2.362	002X142
1xxx-0145	.103	2.550	002X145
1xxx-0155	.103	3.987	002X155
1xxx-0192	.115	2.683	013X029
1xxx-0194	.139	2.011	013X022

Waveguide O-Ring Sizes

P/N	A (C/S) In inches	B (ID) In inches	Waveguide Size
1xxx-0476	.082	.410	WR22, WR28
1xxx-0092	.080	.585	WR34, WR42
1xxx-0197	.141	.779	WR51
1xxx-0021	.070	.926	WR62
1xxx-0213	.139	.921	WR62, WR67
1xxx-0093	.099	1.122	WR75
1xxx-0094	.095	1.340	WR90
1xxx-0127	.103	1.424	WR102
1xxx-0191	.105	1.550	WR112
1xxx-0194	.139	2.011	WR137
1xxx-0192	.115	2.683	WR187
1xxx-0015	.070	.551	PBR260, WR34
1xxx-1001	.083	.588	PBR220, WR42
1xxx-0119	.103	.924	PBR140, WR62
1xxx-0122	.103	1.112	PBR120, WR75
1xxx-1002	.083	1.340	PBR100, WR90
1xxx-0129	.103	1.549	PBR84, WR112

P/N	A (C/S) In inches	B (ID) In inches	MS29513 MS9021
1xxx-0007	.070	.145	007
1xxx-0011	.070	.301	011
1xxx-0012	.070	.364	012
1xxx-0013	.070	.426	013
1xxx-0014	.070	.489	014
1xxx-0015	.070	.551	015
1xxx-0017	.070	.676	017
1xxx-0018	.070	.739	108
1xxx-0019	.070	.801	019
1xxx-0020	.070	.864	020
1xxx-0022	.070	.989	022
1xxx-0024	.070	1.114	024
1xxx-0026	.070	1.239	026
1xxx-0028	.070	1.364	028
1xxx-0030	.070	1.614	030
1xxx-0032	.070	1.864	032
1xxx-0043	.070	3.489	043
1xxx-0128	.103	1.487	128
1xxx-0130	.103	1.612	130
1xxx-0132	.103	1.737	132
1xxx-0142	.103	2.362	142

SAS SEALTRON
O-Ring part numbers
are created by replacing
the first 4 digits
in the P/N (labeled Ixxx)
with the material type.

MORE SIZES CONTINUED ON
THE FOLLOWING PAGES

P/N	A (C/S) In inches	B (ID) In inches
1xxx-0071	.030	.442
1xxx-0072	.030	.577
1xxx-0073	.030	.692
1xxx-0074	.030	.817
1xxx-0075	.039	.425
1xxx-0001	.040	.029
1xxx-0076	.048	.295
1xxx-0002	.050	.042
1xxx-0077	.050	.533
1xxx-0078	.051	.446
1xxx-0901	.056	.185
1xxx-0079	.057	.415
1xxx-0003	.060	.056
1xxx-0080	.063	.541
1xxx-0081	.063	.648
1xxx-0902	.064	.239
1xxx-0903	.064	.301
1xxx-0082	.068	.847
1xxx-0083	.068	1.182
1xxx-0084	.068	3.165
1xxx-0004	.070	.070
1xxx-0005	.070	.101
1xxx-0006	.070	.114
1xxx-0007	.070	.145
1xxx-0008	.070	.176
1xxx-0009	.070	.208
1xxx-0010	.070	.239
1xxx-0011	.070	.301
1xxx-0012	.070	.364
1xxx-0013	.070	.426
1xxx-0014	.070	.489
1xxx-0085	.070	.495
1xxx-0015	.070	.551
1xxx-0086	.070	.610
1xxx-0016	.070	.614
1xxx-0087	.070	.635
1xxx-0088	.070	.667
1xxx-0017	.070	.676
1xxx-0051	.070	.735
1xxx-0018	.070	.739
1xxx-0019	.070	.801
1xxx-0089	.070	.860
1xxx-0020	.070	.864
1xxx-0021	.070	.926
1xxx-0022	.070	.989
1xxx-0052	.070	1.046
1xxx-0023	.070	1.051
1xxx-0053	.070	1.110
1xxx-0024	.070	1.114
1xxx-0025	.070	1.176
1xxx-0090	.070	1.230
1xxx-0026	.070	1.239
1xxx-0054	.070	1.296
1xxx-0027	.070	1.301
1xxx-0028	.070	1.364
1xxx-0055	.070	1.485
1xxx-0029	.070	1.489
1xxx-0056	.070	1.609

P/N	A (C/S) In inches	B (ID) In inches
1xxx-0030	.070	1.614
1xxx-0057	.070	1.674
1xxx-0031	.070	1.739
1xxx-0032	.070	1.864
1xxx-0059	.070	1.980
1xxx-0033	.070	1.989
1xxx-0034	.070	2.114
1xxx-0035	.070	2.239
1xxx-0036	.070	2.364
1xxx-0037	.070	2.489
1xxx-0038	.070	2.614
1xxx-0039	.070	2.739
1xxx-0040	.070	2.864
1xxx-0041	.070	2.989
1xxx-0060	.070	3.009
1xxx-0070	.070	3.170
1xxx-0042	.070	3.239
1xxx-0043	.070	3.489
1xxx-0044	.070	3.739
1xxx-0045	.070	3.989
1xxx-0046	.070	4.239
1xxx-0047	.070	4.489
1xxx-0048	.070	4.739
1xxx-0049	.070	4.989
1xxx-0050	.070	5.239
1xxx-0904	.072	.351
1xxx-0905	.072	.414
1xxx-0095	.076	.656
1xxx-0096	.076	.779
1xxx-0906	.078	.468
1xxx-0092	.080	.585
1xxx-0907	.082	.530
1xxx-1001	.083	.588
1xxx-1002	.083	1.340
1xxx-0097	.084	.852
1xxx-0098	.084	2.678
1xxx-0908	.087	.644
1xxx-0099	.087	1.250
1xxx-0100	.087	2.360
1xxx-0101	.094	.750
1xxx-0179	.095	.897
1xxx-0180	.095	1.074
1xxx-0094	.095	1.340
1xxx-0181	.097	.706
1xxx-0182	.097	.755
1xxx-0093	.099	1.122
1xxx-0183	.100	1.005
1xxx-0184	.101	2.805
1xxx-0185	.101	3.153
1xxx-0186	.101	3.613
1xxx-0102	.103	.049
1xxx-0103	.103	.081
1xxx-0104	.103	.112
1xxx-0105	.103	.143
1xxx-0106	.103	.174
1xxx-0107	.103	.206
1xxx-0108	.103	.237
1xxx-0109	.103	.299

P/N	A (C/S) In inches	B (ID) In inches
1xxx-0110	.103	.362
1xxx-0111	.103	.424
1xxx-0112	.103	.487
1xxx-0113	.103	.549
1xxx-0114	.103	.612
1xxx-0115	.103	.674
1xxx-0187	.103	.676
1xxx-0116	.103	.737
1xxx-0117	.103	.799
1xxx-0118	.103	.862
1xxx-0119	.103	.924
1xxx-0120	.103	.987
1xxx-0189	.103	1.040
1xxx-0121	.103	1.049
1xxx-0122	.103	1.112
1xxx-0123	.103	1.174
1xxx-0124	.103	1.237
1xxx-0190	.103	1.240
1xxx-0125	.103	1.299
1xxx-0126	.103	1.362
1xxx-0127	.103	1.424
1xxx-0128	.103	1.487
1xxx-0129	.103	1.549
1xxx-0130	.103	1.612
1xxx-0131	.103	.167
1xxx-0132	.103	1.737
1xxx-0188	.103	1.790
1xxx-0133	.103	1.799
1xxx-0134	.103	1.862
1xxx-0135	.103	1.925
1xxx-0136	.103	1.987
1xxx-0137	.103	2.050
1xxx-0138	.103	2.112
1xxx-0139	.103	2.175
1xxx-0140	.103	2.237
1xxx-0141	.103	2.300
1xxx-0142	.103	2.362
1xxx-0143	.103	2.425
1xxx-0144	.103	2.487
1xxx-0145	.103	2.550
1xxx-0146	.103	2.612
1xxx-0147	.103	2.675
1xxx-0148	.103	2.737
1xxx-0149	.103	2.800
1xxx-0150	.103	2.862
1xxx-0151	.103	2.987
1xxx-0152	.103	3.237
1xxx-0153	.103	3.487
1xxx-0154	.103	3.737
1xxx-0155	.103	3.987
1xxx-0156	.103	4.237
1xxx-0157	.103	4.487
1xxx-0158	.103	4.737
1xxx-0159	.103	4.987
1xxx-0160	.103	5.237
1xxx-0161	.103	5.487
1xxx-0162	.103	5.737
1xxx-0163	.103	5.987

P/N	A (C/S) In inches	B (ID) In inches
1xxx-0164	.103	6.237
1xxx-0165	.103	6.487
1xxx-0166	.103	6.737
1xxx-0167	.103	6.987
1xxx-0168	.103	7.237
1xxx-0169	.103	7.487
1xxx-0191	.105	.155
1xxx-0192	.115	2.683
1xxx-0193	.115	2.876
1xxx-0911	.116	.863
1xxx-0912	.116	.924
1xxx-0913	.116	.986
1xxx-0914	.116	1.047
1xxx-0916	.116	1.171
1xxx-0918	.116	1.355
1xxx-0920	.118	1.475
1xxx-0924	.118	1.720
1xxx-0928	.118	2.090
1xxx-0932	.118	2.337
1xxx-0201	.139	.171
1xxx-0202	.139	.234
1xxx-0203	.139	.296
1xxx-0204	.139	.359
1xxx-0205	.139	.421
1xxx-0206	.139	.484
1xxx-0207	.139	.546
1xxx-0208	.139	.609
1xxx-0209	.139	.671
1xxx-0210	.139	.734
1xxx-0211	.139	.796
1xxx-0212	.139	.859
1xxx-0213	.139	.921
1xxx-0214	.139	.984
1xxx-0215	.139	1.046
1xxx-0216	.139	1.109
1xxx-0217	.139	1.171
1xxx-0218	.139	1.234
1xxx-0219	.139	1.296
1xxx-0220	.139	1.359
1xxx-0221	.139	1.421
1xxx-0222	.139	1.484
1xxx-0223	.139	1.609
1xxx-0224	.139	1.734
1xxx-0225	.139	1.859
1xxx-0226	.139	1.984
1xxx-0194	.139	2.011
1xxx-0227	.139	2.109
1xxx-0228	.139	2.234
1xxx-0229	.139	2.359
1xxx-0230	.139	2.484
1xxx-0231	.139	2.609
1xxx-0232	.139	2.734
1xxx-0233	.139	2.859
1xxx-0234	.139	2.984
1xxx-0235	.139	3.109
1xxx-0236	.139	3.234
1xxx-0237	.139	3.359
1xxx-0238	.139	3.484

Phone: (631) 727-1441 • Fax: (631) 727-1387

P/N	A (C/S) In inches	B (ID) In inches
1xxx-0239	.139	3.609
1xxx-0240	.139	3.734
1xxx-0241	.139	3.859
1xxx-0242	.139	3.984
1xxx-0243	.139	4.109
1xxx-0244	.139	4.234
1xxx-0245	.139	4.359
1xxx-0246	.139	4.484
1xxx-0247	.139	4.609
1xxx-0248	.139	4.734
1xxx-0249	.139	4.859
1xxx-0250	.139	4.984
1xxx-0251	.139	5.109
1xxx-0252	.139	5.234
1xxx-0253	.139	5.359
1xxx-0254	.139	5.484
1xxx-0255	.139	5.609
1xxx-0256	.139	5.734
1xxx-0257	.139	5.859
1xxx-0258	.139	5.984
1xxx-0259	.139	6.234
1xxx-0260	.139	6.484
1xxx-0261	.139	6.734
1xxx-0262	.139	6.984
1xxx-0263	.139	7.234
1xxx-0264	.139	7.484
1xxx-0265	.139	7.734
1xxx-0266	.139	7.984
1xxx-0267	.139	8.234
1xxx-0268	.139	8.484
1xxx-0269	.139	8.734
1xxx-0270	.139	8.984
1xxx-0271	.139	9.234
1xxx-0272	.139	9.484
1xxx-0273	.139	9.734
1xxx-0274	.139	9.984
1xxx-0275	.139	10.484
1xxx-0276	.139	10.984
1xxx-0277	.139	11.484
1xxx-0278	.139	11.984
1xxx-0279	.139	12.984
1xxx-0280	.139	13.984
1xxx-0281	.139	14.984
1xxx-0282	.139	15.955
1xxx-0283	.139	16.955
1xxx-0284	.139	17.955
1xxx-0195	.147	2.265
1xxx-0196	.147	3.690
1xxx-0197	.141	.779
1xxx-0198	.188	.673
1xxx-0309	.210	.412
1xxx-0310	.210	.475
1xxx-0311	.210	.537
1xxx-0312	.210	.600
1xxx-0313	.210	.662
1xxx-0314	.210	.725
1xxx-0315	.210	.787
1xxx-0316	.210	.850

P/N	A (C/S) In inches	B (ID) In inches
1xxx-0317	.210	.912
1xxx-0318	.210	.975
1xxx-0319	.210	1.034
1xxx-0320	.210	1.100
1xxx-0321	.210	1.162
1xxx-0322	.210	1.225
1xxx-0323	.210	1.287
1xxx-0324	.210	1.350
1xxx-0325	.210	1.475
1xxx-0326	.210	1.600
1xxx-0327	.210	1.725
1xxx-0328	.210	.185
1xxx-0329	.210	.198
1xxx-0330	.210	2.100
1xxx-0331	.210	2.225
1xxx-0332	.210	2.350
1xxx-0333	.210	2.475
1xxx-0334	.210	2.600
1xxx-0335	.210	2.725
1xxx-0336	.210	2.850
1xxx-0337	.210	2.975
1xxx-0338	.210	3.100
1xxx-0339	.210	3.225
1xxx-0340	.210	3.350
1xxx-0341	.210	3.475
1xxx-0342	.210	3.600
1xxx-0343	.210	3.725
1xxx-0344	.210	3.850
1xxx-0345	.210	3.975
1xxx-0346	.210	4.100
1xxx-0347	.210	4.225
1xxx-0348	.210	4.350
1xxx-0349	.210	4.475
1xxx-0350	.210	4.600
1xxx-0351	.210	4.725
1xxx-0352	.210	4.850
1xxx-0353	.210	4.975
1xxx-0354	.210	5.100
1xxx-0355	.210	5.225
1xxx-0356	.210	5.350
1xxx-0357	.210	5.475
1xxx-0358	.210	5.600
1xxx-0359	.210	5.725
1xxx-0360	.210	5.850
1xxx-0361	.210	5.975
1xxx-0362	.210	6.225
1xxx-0363	.210	6.475
1xxx-0364	.210	6.725
1xxx-0365	.210	6.975
1xxx-0366	.210	7.225
1xxx-0367	.210	7.475
1xxx-0368	.210	7.725
1xxx-0369	.210	7.975
1xxx-0370	.210	8.225
1xxx-0371	.210	8.475
1xxx-0372	.210	8.725
1xxx-0373	.210	8.975
1xxx-0374	.210	9.225

P/N	A (C/S) In inches	B (ID) In inches
1xxx-0375	.210	9.475
1xxx-0376	.210	9.725
1xxx-0377	.210	9.925
1xxx-0378	.210	10.475
1xxx-0379	.210	10.975
1xxx-0380	.210	11.475
1xxx-0381	.210	11.975
1xxx-0382	.210	12.975
1xxx-0383	.210	13.975
1xxx-0384	.210	14.975
1xxx-0385	.210	15.955
1xxx-0386	.210	16.955
1xxx-0387	.210	17.955
1xxx-0388	.210	18.955
1xxx-0389	.210	19.955
1xxx-0390	.210	2.955
1xxx-0199	.243	3.409
1xxx-0425	.275	4.475
1xxx-0426	.275	4.600
1xxx-0427	.275	4.725
1xxx-0428	.275	4.850
1xxx-0429	.275	4.975
1xxx-0430	.275	5.100
1xxx-0431	.275	5.225
1xxx-0432	.275	5.350
1xxx-0433	.275	5.475
1xxx-0434	.275	5.600
1xxx-0435	.275	5.725
1xxx-0436	.275	5.850
1xxx-0437	.275	5.975
1xxx-0438	.275	6.225
1xxx-0439	.275	6.475
1xxx-0440	.275	6.725
1xxx-0441	.275	6.975
1xxx-0442	.275	7.225
1xxx-0443	.275	7.475
1xxx-0444	.275	7.725
1xxx-0445	.275	7.975
1xxx-0446	.275	8.475
1xxx-0447	.275	8.975
1xxx-0448	.275	9.475
1xxx-0449	.275	9.975
1xxx-0450	.275	10.475
1xxx-0451	.275	10.975
1xxx-0452	.275	11.475
1xxx-0453	.275	11.975
1xxx-0454	.275	12.475
1xxx-0455	.275	12.975
1xxx-0456	.275	13.475
1xxx-0457	.275	13.975
1xxx-0458	.275	14.475
1xxx-0459	.275	14.975
1xxx-0460	.275	15.475
1xxx-0461	.275	15.955
1xxx-0462	.275	16.455
1xxx-0463	.275	16.955
1xxx-0464	.275	17.455
1xxx-0465	.275	17.955

P/N	A (C/S) In inches	B (ID) In inches
1xxx-0466	.275	18.455
1xxx-0467	.275	18.955
1xxx-0468	.275	19.455
1xxx-0469	.275	19.955
1xxx-0470	.275	2.955
1xxx-0471	.275	21.955
1xxx-0472	.275	22.940
1xxx-0473	.275	23.940
1xxx-0474	.275	24.940
1xxx-0475	.275	25.940
1xxx-0200	.394	3.464
1xxx-0500	.065	.410

This is just a partial listing of the standard O-Rings that we are capable of making. If you do not see a certain size that will work for your application please contact a representative at SAS and we will accommodate whatever sizing you may require.

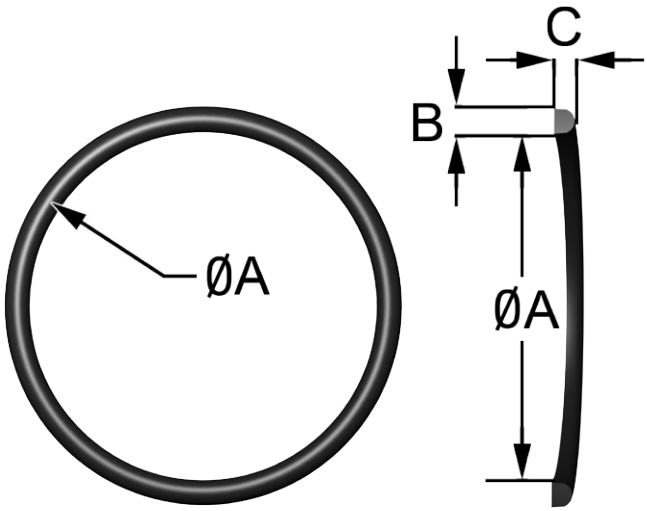

D-Rings

SAS SEALTRON Conductive Elastomers can be made in virtually any D-Ring size. The following pages list standard sizes and our part numbers.



SAS SEALTRON D-Ring part numbers are created by replacing the first 4 digits in the P/N (labeled 1xxx) with the material type.

P/N	A In inches	B In inches	C In inches	M83528/013 PN	Waveguide D-Ring Size
1xxx-3001	.151	.039	.061	-	-
1xxx-3002	.180	.025	.061	-	-
1xxx-3003	.230	.034	.073	-	-
1xxx-3004	.410	.082	.056	13/002	WR22, WR28
1xxx-3005	.565	.059	.066	-	-
1xxx-3006	.585	.080	.049	-	WR34, WR42
1xxx-3007	.587	.078	.048	13/004	-
1xxx-3008	.592	.130	.101	-	-
1xxx-3009	.731	.150	.110	-	WR51
1xxx-3010	.809	.065	.070	-	-
1xxx-3011	.853	.123	.123	-	-
1xxx-3012	.865	.152	.120	-	-
1xxx-3013	.885	.155	.125	13/006	-
1xxx-3014	.885	.155	.123	-	WR62, WR67
1xxx-3015	.893	.069	.062	-	-
1xxx-3016	1.072	.094	.069	-	-
1xxx-3017	1.094	.097	.067	-	-
1xxx-3018	1.122	.099	.065	13/008	WR75
1xxx-3019	1.262	.113	.076	-	-
1xxx-3020	1.31	.115	.077	13/012	-
1xxx-3021	1.34	.095	.088	13/011	WR90
1xxx-3022	1.357	.093	.084	-	-
1xxx-3023	1.385	.174	.118	-	-
1xxx-3024	1.392	.095	.085	13/014	-
1xxx-3025	1.397	.095	.076	-	-
1xxx-3026	1.424	.103	.051	-	WR102
1xxx-3027	1.460	.097	.076	-	-
1xxx-3028	1.511	.103	.077	-	-
1xxx-3029	1.550	.105	.078	13/017	WR112
1xxx-3030	1.562	.096	.062	-	-
1xxx-3031	1.581	.097	.076	-	-
1xxx-3032	2.011	.139	.070	-	-
1xxx-3033	2.683	.115	.058	-	-
1xxx-3034	2.705	.093	.059	-	-
1xxx-3035	2.859	.138	.125	-	-
1xxx-3036	3.193	.095	.059	-	-
1xxx-3037	3.412	.180	.130	-	-
1xxx-3038	3.837	.234	.188	-	-
1xxx-3039	3.91	.24	.188	13/036	-
1xxx-3040	3.91	.240	.190	-	WR284
1xxx-3041	2.284	.098	.119	-	WR159
1xxx-3042	2.011	.139	.120	-	WR137
1xxx-3043	.420	.070	.065	-	PBR320

Phone: (631) 727-1441 • Fax: (631) 727-1387

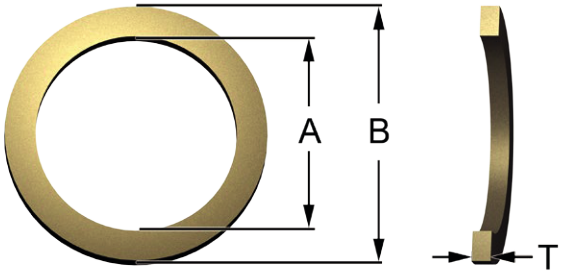

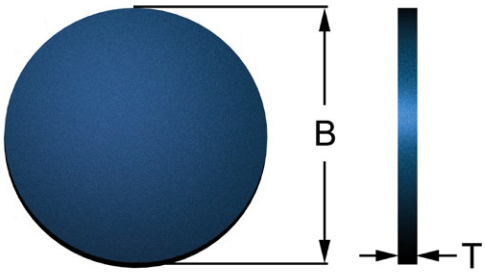

Flat Washer Style Gaskets

SAS SEALTRON Conductive Elastomers can be made into a variety of different washer sizes. With Water Jet and Laser Cutting technologies there is often no tooling involved. The following is a partial listing of a limitless selection of washer sizes that can be manufactured.

P/N	A (ID) In inches	B (OD) In inches	T In inches	M83528/012 PN
1xxx-4001	.125	.250	.032	-
1xxx-4002	.125	.250	.062	-
1xxx-4003	.250	.625	.032	001
1xxx-4004	.250	.625	.062	002
1xxx-4005	.319	.422	.075	-
1xxx-4006	.328	.391	.032	-
1xxx-4007	.375	.750	.032	003
1xxx-4008	.375	.750	.062	004
1xxx-4009	.406	.469	.032	-
1xxx-4010	.447	.550	.075	-
1xxx-4011	.500	.875	.032	-
1xxx-4012	.500	.656	.032	005
1xxx-4013	.500	.656	.062	006
1xxx-4014	.500	.656	.032	007
1xxx-4015	.500	.875	.062	008
1xxx-4016	.531	.594	.032	-
1xxx-4017	.547	.703	.075	-
1xxx-4018	.641	.703	.032	-
1xxx-4019	.671	.828	.075	-
1xxx-4020	.750	1.000	.032	009
1xxx-4021	.750	1.000	.062	010
1xxx-4022	.781	.844	.032	-
1xxx-4023	.797	.953	.075	-
1xxx-4024	.891	.953	.032	-
1xxx-4025	.891	1.047	.075	-
1xxx-4026	.984	1.047	.032	-
1xxx-4027	1.000	1.438	.032	011
1xxx-4028	1.000	1.438	.062	012
1xxx-4029	1.039	1.172	.075	-
1xxx-4030	1.109	1.172	.032	-
1xxx-4031	1.141	1.297	.075	-
1xxx-4032	1.219	1.281	.032	-
1xxx-4033	1.266	1.422	.075	-
1xxx-4034	1.455	1.547	.045	-
1xxx-4035	1.672	1.766	.045	-
1xxx-4036	1.891	1.984	.045	-
1xxx-4037	.325	.625	.063	-

SAS SEALTRON Washer part numbers are created by replacing the first 4 digits in the P/N (labeled Ixxx) with the material type.

Flat Plug/Disc Gaskets

Much like washers SAS can use the same technologies to supply Flat Plugs or Discs, often times with no tooling or set up involved. The following is again only a partial listing of limitless sizes that can be manufactured.

P/N	B (In Inches)	T (In Inches)
1xxx-5001	.040	.032
1xxx-5002	.062	.032
1xxx-5003	.062	.062
1xxx-5004	.080	.032
1xxx-5005	.080	.062
1xxx-5006	.080	.125
1xxx-5007	.125	.032
1xxx-5008	.125	.062
1xxx-5009	.125	.125
1xxx-5010	.250	.032
1xxx-5011	.250	.062
1xxx-5012	.250	.125
1xxx-5013	.500	.032
1xxx-5014	.500	.062
1xxx-5015	.500	.125
1xxx-5016	1.000	.032
1xxx-5017	1.000	.062
1xxx-5018	1.000	.125
1xxx-5019	2.000	.032
1xxx-5020	2.000	.062
1xxx-5021	2.000	.125
1xxx-5022	2.000	.250
1xxx-5023	.625	.063

SAS SEALTRON Plug part numbers are created by replacing the first 4 digits in the P/N (labeled Ixxx) with the material type.

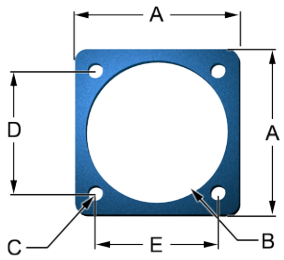

Connector Gaskets

SAS SEALTRON Connector Gaskets come in a variety of different sizes and shapes. We have an extensive database of connector sizes, which is growing daily. Please contact a representative if you don't see your size here. **Standard thickness is .032", if different is desired see bottom of chart.**

*If you find a military part number listed in the chart below you would like, please consult an SAS Representative and we will let you know the correct material to use per the military specification.

P/N	A	B	C	D	E	Military P/N
1xxx-6001	.687	.348	.100	.500	.500	-
1xxx-6002	.687	.348	.109	.500	.500	-
1xxx-6003	.687	.437	.100	.500	.500	-
1xxx-6004	.687	.437	.109	.500	.500	-
1xxx-6005	.687	.437	.135	.500	.500	M83528/004X036
1xxx-6006	.688	.375	.156	.469	.469	-
1xxx-6007	.738	.375	.141	.469	.469	M83528/004X001
1xxx-6008	.800	.437	.135	.500	.500	M83528/004X035
1xxx-6009	.800	.440	.120	.500	.500	-
1xxx-6010	.812	.375	.128	.500	.500	-
1xxx-6011	.812	.500	.156	.594	.594	-
1xxx-6012	.812	.563	.125	.594	.594	MS90484-8
1xxx-6013	.812	.568	.125	.594	.594	M83528/004X003
1xxx-6014	.840	.630	.135	.594	.594	M83528/004X002
1xxx-6015	.875	.500	.156	.594	.594	M83528/004X004
1xxx-6016	.875	.500	.172	.594	.594	MS52000-1
1xxx-6017	.875	.531	.120	.594	.594	-
1xxx-6018	.937	.680	.125	.719	.719	M83528/004X006
1xxx-6019	.937	.688	.125	.719	.719	MS90484-10
1xxx-6020	.938	.625	.125	.719	.719	-
1xxx-6021	.938	.625	.155	.719	.719	-
1xxx-6022	.953	.375	.172	.641	.641	-
1xxx-6023	.953	.609	.120	.719	.719	-
1xxx-6024	.965	.750	.135	.719	.719	M83528/004X005
1xxx-6025	1.000	.625	.156	.719	.719	M83528/004X007
1xxx-6026	1.000	.625	.172	.719	.719	MS52000-2
1xxx-6027	1.000	.656	.120	.719	.719	-
1xxx-6028	1.000	.703	.156	.719	.719	-
1xxx-6029	1.031	.719	.130	.719	.719	-
1xxx-6030	1.031	.750	.156	.812	.812	-
1xxx-6031	1.031	.750	.156	.813	.813	-
1xxx-6032	1.047	.500	.172	.734	.734	-
1xxx-6033	1.060	.875	.141	.812	.812	M83528/004X008
1xxx-6034	1.094	.750	.141	.813	.813	M83528/004X009
1xxx-6035	1.094	.750	.150	.812	.812	-
1xxx-6036	1.094	.750	.172	.812	.812	-
1xxx-6037	1.094	.750	.172	.813	.813	MS52000-3
1xxx-6038	1.094	.781	.120	.812	.812	-
1xxx-6039	1.094	.875	.143	.812	.812	-
1xxx-6040	1.125	.625	.172	.812	.812	-
1xxx-6041	1.125	.687	.172	.812	.812	-
1xxx-6042	1.125	.750	.156	.812	.812	-
1xxx-6043	1.125	.875	.156	.906	.906	-

P/N	A	B	C	D	E	Military P/N
1xxx-6044	1.125	.938	.125	.906	.906	MS90484-14
1xxx-6044	1.125	.938	.125	.906	.906	M83528/004X011
1xxx-6045	1.153	1.005	.135	.906	.906	M83528/004X010
1xxx-6046	1.160	.925	.125	.906	.906	-
1xxx-6047	1.188	.750	.156	.906	.906	-
1xxx-6048	1.188	.875	.156	.906	.906	M83528/004X012
1xxx-6049	1.188	.875	.172	.906	.906	MS52000-4
1xxx-6050	1.188	.906	.120	.906	.906	-
1xxx-6051	1.188	.938	.120	.906	.906	-
1xxx-6052	1.188	.950	.120	.906	.906	-
1xxx-6053	1.188	.984	.125	.906	.906	-
1xxx-6054	1.188	1.000	.065	.969	.969	-
1xxx-6055	1.203	.875	.125	.906	.906	-
1xxx-6056	1.219	1.000	.156	.969	.969	-
1xxx-6057	1.219	1.000	.172	.969	.969	-
1xxx-6058	1.250	.875	.156	.938	.938	-
1xxx-6059	1.250	.750	.172	.938	.938	-
1xxx-6060	1.250	.781	.172	.938	.938	-
1xxx-6061	1.250	1.062	.125	.969	.969	MS90484-16
1xxx-6062	1.250	1.063	.125	.969	.969	M83528/004X014
1xxx-6063	1.258	1.135	.156	.969	.969	M83528/004X013
1xxx-6064	1.265	.937	.140	.906	.906	-
1xxx-6065	1.266	.781	.125	.938	.938	-
1xxx-6066	1.281	.875	.146	.969	.969	-
1xxx-6067	1.281	.875	.150	.969	.969	-
1xxx-6068	1.281	1.000	.156	.969	.969	M83528/004X015
1xxx-6069	1.281	1.000	.172	.969	.969	MS52000-5
1xxx-6070	1.281	1.031	.120	.969	.969	-
1xxx-6071	1.281	1.063	.120	.969	.969	-
1xxx-6072	1.312	1.125	.156	1.063	1.063	-
1xxx-6073	1.343	1.188	.125	1.062	1.062	MS90484-18
1xxx-6074	1.343	1.189	.125	1.062	1.062	M83528/004X017
1xxx-6075	1.344	.875	.172	1.031	1.031	-
1xxx-6076	1.344	1.000	.156	1.031	1.031	-
1xxx-6077	1.351	1.260	.156	1.062	1.062	M83528/004X016
1xxx-6078	1.360	.870	.120	1.030	1.030	-
1xxx-6079	1.375	1.000	.128	1.063	1.063	-
1xxx-6080	1.375	1.000	.166	1.062	1.062	-
1xxx-6081	1.375	1.125	.203	1.063	1.063	MS52000-6
1xxx-6082	1.375	1.135	.156	1.062	1.062	M83528/004X018
1xxx-6083	1.375	1.156	.120	1.063	1.063	-
1xxx-6084	1.375	1.188	.120	1.063	1.063	-
1xxx-6085	1.406	1.000	.177	1.000	1.000	-

Phone: (631) 727-1441 • Fax: (631) 727-1387

P/N	A	B	C	D	E	Military P/N
1xxx-6086	1.406	1.125	.149	1.062	1.062	-
1xxx-6087	1.437	1.062	.156	1.125	1.125	-
1xxx-6088	1.437	1.125	.156	1.125	1.125	-
1xxx-6089	1.437	1.000	.172	1.125	1.125	-
1xxx-6090	1.437	1.250	.125	1.188	1.188	-
1xxx-6091	1.438	1.000	.172	1.125	1.125	-
1xxx-6092	1.438	1.250	.156	1.156	1.156	-
1xxx-6093	1.467	1.312	.125	1.156	1.156	M83528/004X020
1xxx-6093	1.467	1.313	.125	1.156	1.156	MS90484-20
1xxx-6094	1.469	1.281	.156	1.156	1.156	-
1xxx-6095	1.469	1.312	.125	1.188	1.188	-
1xxx-6096	1.500	.875	.177	1.062	1.062	-
1xxx-6097	1.500	1.000	.188	1.125	1.125	-
1xxx-6098	1.500	1.031	.173	1.125	1.125	-
1xxx-6099	1.500	1.140	.120	1.156	1.156	-
1xxx-6100	1.500	1.219	.156	1.156	1.156	-
1xxx-6101	1.500	1.240	.156	1.160	1.160	-
1xxx-6102	1.500	1.250	.172	1.156	1.156	M83528/004X021
1xxx-6103	1.500	1.250	.203	1.156	1.156	MS52000-7
1xxx-6104	1.500	1.281	.120	1.156	1.156	-
1xxx-6105	1.500	1.344	.171	1.188	1.188	-
1xxx-6106	1.500	1.375	.141	1.156	1.156	M83528/004X019
1xxx-6107	1.516	1.125	.172	1.203	1.203	-
1xxx-6108	1.516	1.250	.156	1.203	1.203	-
1xxx-6109	1.531	1.156	.125	1.203	1.203	-
1xxx-6110	1.562	1.437	.125	1.250	1.250	M83528/004X023
1xxx-6111	1.562	1.438	.125	1.250	1.250	MS90484-22
1xxx-6112	1.563	1.375	.130	1.250	1.250	-
1xxx-6113	1.594	1.312	.173	1.250	1.250	-
1xxx-6114	1.594	1.406	.141	1.250	1.250	-
1xxx-6115	1.625	1.375	.171	1.250	1.250	-
1xxx-6116	1.625	1.375	.172	1.250	1.250	M83528/004X024
1xxx-6117	1.625	1.375	.203	1.250	1.250	MS52000-8
1xxx-6118	1.625	1.406	.120	1.250	1.250	-
1xxx-6119	1.625	1.437	.120	1.250	1.250	-
1xxx-6120	1.625	1.500	.141	1.250	1.250	M83528/004X022
1xxx-6121	1.672	1.250	.172	1.297	1.297	-
1xxx-6122	1.672	1.375	.125	1.297	1.297	-
1xxx-6123	1.687	1.312	.156	1.312	1.312	-
1xxx-6124	1.688	1.375	.150	1.297	1.297	-
1xxx-6125	1.688	1.385	.150	1.297	1.297	-
1xxx-6126	1.688	1.500	.156	1.375	1.375	-
1xxx-6127	1.703	1.563	.152	1.375	1.375	M83528/004X026
1xxx-6128	1.735	1.560	.125	1.312	1.312	-
1xxx-6129	1.740	1.439	.136	1.312	1.312	-
1xxx-6130	1.750	1.281	.173	1.297	1.297	-
1xxx-6131	1.750	1.375	.172	1.375	1.375	-
1xxx-6132	1.750	1.500	.125	1.375	1.375	-
1xxx-6133	1.750	1.500	.125	1.312	1.312	-
1xxx-6134	1.750	1.500	.203	1.375	1.375	M83528/004X027
1xxx-6135	1.750	1.562	.140	1.312	1.312	-
1xxx-6136	1.750	1.581	.147	1.375	1.375	-
1xxx-6137	1.750	1.625	.172	1.375	1.375	M83528/004X025
1xxx-6138	1.760	1.500	.109	1.375	1.375	-

P/N	A	B	C	D	E	Military P/N
1xxx-6139	1.781	1.594	.136	1.438	1.438	-
1xxx-6140	1.812	1.560	.125	1.312	1.312	-
1xxx-6141	1.875	1.500	.172	1.500	1.500	-
1xxx-6142	1.875	1.531	.109	1.375	1.375	-
1xxx-6143	1.875	1.625	.156	1.500	1.500	-
1xxx-6144	1.875	1.750	.172	1.500	1.500	M83528/004X028
1xxx-6145	2.000	1.437	.257	1.437	1.437	-
1xxx-6146	2.000	1.567	.257	1.437	1.437	-
1xxx-6147	2.000	1.750	.203	1.562	1.562	M83528/004X029
1xxx-6148	2.000	1.750	.203	1.563	1.563	MS52000-10
1xxx-6149	2.000	1.781	.147	1.563	1.563	-
1xxx-6150	2.000	1.781	.188	1.563	1.563	-
1xxx-6151	2.000	1.250	.265	1.437	1.437	-
1xxx-6152	2.000	1.250	.281	1.437	1.437	-
1xxx-6153	2.125	1.688	.195	1.688	1.688	-
1xxx-6154	2.250	1.843	.219	1.750	1.750	-
1xxx-6155	2.250	2.000	.219	1.750	1.750	M83528/004X030
1xxx-6155	2.250	2.000	.219	1.750	1.750	MS52000-12
1xxx-6156	2.250	2.031	.173	1.750	1.750	-
1xxx-6157	2.250	2.031	.219	1.750	1.750	-
1xxx-6158	2.281	2.015	.219	1.688	1.688	-
1xxx-6159	2.375	2.032	.125	1.688	1.688	-
1xxx-6160	2.500	1.250	.312	1.750	1.750	-
1xxx-6161	2.500	1.625	.312	1.750	1.750	-
1xxx-6162	2.500	2.188	.219	1.938	1.938	MS52000-13
1xxx-6163	2.500	2.250	.177	1.852	1.852	-
1xxx-6164	2.500	2.250	.219	1.938	1.938	M83528/004X031
1xxx-6165	2.500	2.281	.173	1.938	1.938	-
1xxx-6166	2.500	2.281	.281	1.938	1.938	-
1xxx-6167	2.625	2.188	.221	2.093	2.093	-
1xxx-6168	2.688	1.750	.203	2.188	2.188	MS52000-11
1xxx-6169	2.690	2.250	.201	2.250	2.250	-
1xxx-6170	2.750	2.437	.219	2.188	2.188	MS52000-14
1xxx-6171	2.750	2.438	.219	2.188	2.188	-
1xxx-6172	2.750	2.500	.219	2.188	2.188	M83528/004X032
1xxx-6173	2.750	2.531	.173	2.188	2.188	-
1xxx-6174	2.750	2.531	.173	2.234	2.234	-
1xxx-6175	2.765	2.515	.236	2.085	2.085	-
1xxx-6176	2.781	2.500	.166	2.234	2.234	-
1xxx-6177	2.875	2.500	.154	2.500	2.500	-
1xxx-6178	2.875	2.531	.138	2.094	2.094	-
1xxx-6179	3.000	2.781	.219	2.375	2.375	M83528/004X033
1xxx-6180	3.250	3.031	.219	2.625	2.625	M83528/004X034
1xxx-6181	3.265	3.035	.296	2.531	2.531	-
1xxx-6182	3.281	3.015	.281	2.531	2.531	-
1xxx-6183	3.375	3.138	.166	2.475	2.475	-
1xxx-6184	3.812	3.125	.312	3.250	3.250	-
1xxx-6185	4.000	2.000	.281	3.000	3.000	-
1xxx-6186	4.000	2.938	.180	3.375	3.375	-
1xxx-6187	4.500	3.000	.250	3.800	3.800	-
1xxx-6188	4.500	4.000	.281	3.875	3.875	-

Standard thickness is .032", if a different thickness is desired append –Txxx where xxx is the material thickness, e.g. 062 for .062" thick. (i.e. 1056-6034-T062)

Waveguide Gaskets Selection Guide

SAS SEALTRON Conductive Elastomers are also fabricated commonly as Waveguide Gaskets. Listed below is a selection chart for our SEALTRON Waveguide product line, but all gaskets shown can also be manufactured in non-conductive versions. SAS SEALTRON Waveguide Gaskets cover all waveguide cover, choke, and contact flange gaskets.

Standard Thickness of Flat Gaskets is .027" thick when a pressure seal is necessary (SEALTRON 1098 Material). When a pressure seal is not necessary .032" thick is standard (SEALTRON 1056 Material).

Frequency Range (GHz)	Band	EIA Waveguide Size	Waveguide Designation MIL-DTL-85	Flange Designation per MIL-F-3922			Flange Type	Gasket Configuration On Page	SAS P/N	Military P/N M83528/013
				UG	CPR	CMR				
26.5-40.0	Ka	WR28	RG-96/U (Silver)	UG-599/U	-	-	Cover	23	1xxx-7301*	001*
				UG-600A/U	-	-	Choke	16	1068-3001	002
18.0-26.5	K	WR42	RG-53/U (Brass)	UG-595/U UG-597/U	-	-	Cover	23	1xxx-7303*	003*
			RG-121.U (Aluminum)	UG-596A/U UG-598A/U	-	-	Choke	16	1068-3004	004
12.4-18.0	Ku	WR62	RG-91 (Brass)	UG-419/U	-	-	Cover	23	1xxx-7304*	005*
			RG-107/U (Silver)	UG-541A/U	-	-	Choke	16	1068-3013	006
10.0-15.0	-	WR75	-	-	-	-	Cover Choke	16	1068-3018	007 008
8.2-12.4	X	WR90	RG-52/U (Brass) RG-67/U (Aluminum)	UG-39/U UG-135/U	-	-	Cover	23	1xxx-7307*	009*
				UG-1736/U UF-1737/U	CPR-90F	-	Flat Contact	23	1xxx-7308*	010*
				UG-136A/U UG-40A/U	-	-	Choke	16	1068-3021	011
				UG-136B/U UG-40B/U	-	-	Choke	16	1068-3020	012
				UG-1360/U UG-1361/U	CPR-90G	-	Contact	22	1068-7002	013
7.0-11.0	-	WR102	-	UG-1494/U	-	-	Choke	16	1068-3024	014
7.05-10.0	X1	WR112	RG-51/U (Brass) RG-68/U (Aluminum)	UG-51/U UG-138/U	-	-	Cover	23	1xxx-7309*	015*
				UG-52B/U UG-137B/U	-	-	Choke	16	1068-3029	017
				UG-1358/U UG-1359/U	CPR-112G CPR-112G/F	- -	Contact Choke/Flat	22 22	1068-7003 1068-7113	018 -
5.85-8.2	Xb	WR137	RG-50/U (Brass) RG-106/U (Aluminum)	UG-1732/U UG-1733/U	CPR-137F	-	Flat Contact	23	1xxx-7311*	020*
				UG-343B/U UG-440B/U	-	-	Choke	13	1068-0194	022
				UG-1356/U UG-1357/U	CPR-137G CPR-137G/F	- -	Contact Choke/Flat	22 22	1068-7004 1068-7114	023 -

Phone: (631) 727-1441 • Fax: (631) 727-1387

Frequency Range (GHz)	Band	EIA Waveguide Size	Waveguide Designation MIL-DTL-85	Flange Designation per MIL-F-3922			Flange Type	Gasket Configuration On Page	SAS P/N	Military P/N M83528/013
				UG	CPR	CMR				
4.9-7.05	-	WR159	-	UG-1730/U UG-1731/U	CPR-159F	-	Flat Contact	23	1xxx-7312*	024*
				-	-	CMR-159	Flat Contact	23	1xxx-7310*	025*
				-	CPR-159G	-	Choke	22	1068-7005	-
				-	CPR-159G/F	-	Choke/Flat	22	1068-7115	-
3.95-5.85	C	WR187	RG-49/U (Brass) RG-95/U (Aluminum)	UG-1728/U UG-1729/U	CPR-187F	-	Flat Contact	23	1xxx-7313*	027*
				UG-148C/U UG-406B/U	-	-	Choke	13	1068-0192	029
				UG-1352/U UG-1353/U	CPR-187G	-	Contact	22	1068-7006	030
3.30-4.90	-	WR229	-	UG-1726/U UG-1727/U	CPR-229F	-	Flat Contact	23	1xxx-7314*	031*
				-	CPR-229G	-	Choke	22	1068-7007	-
2.6-3.95	S	WR284	RG-48/U (Brass) RG-75/U (Aluminum)	UG-1724/U UG-1725/U	CPR-284F	-	Flat Contact	23	1xxx-7315*	034*
				UG-54B/U UG-585A/U	-	-	Choke	16	1068-3039	036
				UG-1348/U UG-1349/U	CPR-284G	-	Contact	22	1068-7008	037
2.2-3.3	-	WR340	RG-112/U (Brass) RG-112/U (Aluminum)	-	CPR-340F	-	Flat Contact	23	1xxx-7316*	039*
				-	CPR-340G	-	-	22	1068-7051	-
1.7-2.6	W	WR430	RG-104/U (Brass) RG-105/U (Aluminum)	UG-435A/U UG-437A/U	-	-	Flat Contact	23	1xxx-7317	040*
				-	CPR-430G	-	-	22	1068-7052	-
				-	CPR-430G/F	-	Choke/Flat	22	1068-7132	-
1.45-2.2	-	WR510	-	-	CPR-510G	-	-	22	1068-7053	-
1.12-1.7	L	WR650	RG-69/U (Brass) RG-103/U (Aluminum)	UG-417A/U UG-418A/U	-	-	Flat Contact	23	1xxx-7319*	042*
				-	CPR-650G	-	-	22	1068-7054	-

*Notated gaskets with an * by the part number will only seal to a maximum pressure of 20 psi. (1098 Material). If higher is required please contact a Representative. Part Number notated beginning in 1xxx should use either 1056 if no pressure seal is required or 1098 if up to a 20 psi pressure seal is required.

Molded Rectangular with "O" Cross Section

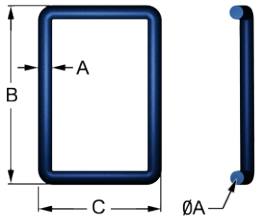

P/N	A (CS)	B	C	M83528/013 PN	CPR
1xxx-7001	.103	1.152	.777	-	75G
1xxx-7002	.103	1.368	.868	13	90G
1xxx-7003	.103	1.616	.991	18	112G
1xxx-7004	.103	1.866	1.116	23	137G
1xxx-7005	.139	2.167	1.372	-	159G
1xxx-7006	.139	2.449	1.449	30	187G
1xxx-7007	.139	2.867	1.722	-	229G
1xxx-7008	.139	3.451	1.951	37	284G

SAS part numbers are created by replacing the first 4 digits in the P/N (labeled Ixxx) with the material type.

Molded Rectangular with "Double Ridge" Cross Section (CPRG Style)

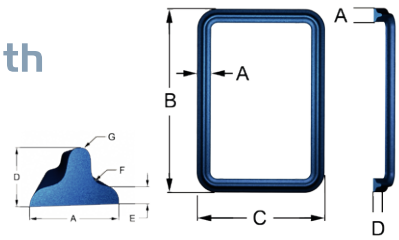

P/N	A	B	C	D	E	F	G	CPR
1xxx-7051	.288	4.336	2.636	.203	.031	.125	.036	340G
1xxx-7052	.288	5.234	3.084	.203	.031	.125	.036	430G
1xxx-7053	.288	6.044	3.494	.203	.031	.125	.036	510G
1xxx-7054	.288	7.454	4.204	.203	.031	.125	.036	650G

SAS part numbers are created by replacing the first 4 digits in the P/N (labeled Ixxx) with the material type.

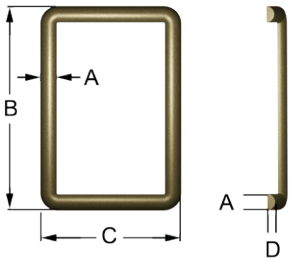

Molded Rectangular with "D" Cross Section

P/N	A	B	C	D	M83528 PN	W/G Size	Type
1xxx-7101	.060	.493	.341	.052	-	-	WRD180
1xxx-7102	.060	.678	.436	.052	-	-	WRD110
1xxx-7103	.077	.973	.603	.070	-	-	WRD650
1xxx-7103	.077	.973	.603	.070	-	-	WRD700
1xxx-7104	.077	1.034	.603	.070	-	-	WRD500
1xxx-7105	.077	1.381	.797	.070	-	-	WRD475
1xxx-7106	.077	2.877	1.487	.070		-	WRD200
1xxx-7107	.080	1.384	.800	.070	-	WR96	CPR96GH
1xxx-7108	.094	1.004	.634	.067	-	-	WRD750
1xxx-7109	.094	1.093	.693	.067	-	-	WRD580
1xxx-7110	.095	1.953	1.163	.060	-	-	WRD350
1xxx-7111	.103	1.152	.777	.053	-	WR75	CPR75GH
1xxx-7112	.103	1.368	.868	.053	-	WR90	CPR90GH
1xxx-7113	.103	1.616	.991	.053	-	WR112	CPR112GH
1xxx-7114	.103	1.866	1.116	.053	-	WR137	CPR137GH
1xxx-7115	.120	2.167	1.372	.060	-	-	-
1xxx-7116	.127	1.242	.544	.083	(6)001	-	-
1xxx-7117	.127	1.242	.744	.083	(6)002	-	-
1xxx-7118	.127	3.254	1.084	.083	(6)004	-	-
1xxx-7119	.127	5.534	1.594	.083	(6)005	-	-
1xxx-7120	.127	3.234	1.734	.083	-	-	-
1xxx-7121	.139	2.167	1.372	.074	-	WR159	CPR159GH
1xxx-7122	.139	2.449	1.449	.074	-	WR187	CPR187GH
1xxx-7123	.139	2.867	1.722	.074	-	WR229	CPR229GH
1xxx-7124	.139	3.451	1.951	.074	-	WR284	CPR284GH
1xxx-7125	.140	1.899	1.160	.193	-	WR137	PDR70
1xxx-7126	.150	2.155	1.353	.066	-	-	WRD250
1xxx-7127	.185	2.914	1.764	.193	-	WR229	PDR40
1xxx-7128	.187	3.000	.830	.135	-	-	-
1xxx-7129	.187	3.000	1.273	.135	-	-	-
1xxx-7130	.187	5.280	1.340	.135	-	-	-
1xxx-7131	.187	5.970	1.500	.125	-	-	-
1xxx-7132	.250	5.660	3.510	.074	-	-	-
1xxx-7133	.288	4.336	2.636	.100	-	WR340	CPR340GH
1xxx-7134	.288	5.234	3.084	.100	-	WR430	CPR430GH
1xxx-7135	.288	6.044	3.494	.100	-	WR510	CPR510GH
1xxx-7136	.288	7.454	4.204	.100	-	WR650	CPR650GH
1xxx-7137	.250	5.660	3.510	.144	-	-	-
1xxx-7138	.288	5.234	3.084	.074	-	-	-
1xxx-7139	.250	5.160	3.010	.144	-	-	-
1xxx-7140	.085	3.661	2.165	.079	-	-	-
1xxx-7141	.127	1.502	.878	-	(6)003	-	-

SAS part numbers are created by replacing the first 4 digits in the P/N (labeled Ixxx) with the material type.

Phone: (631) 727-1441 • Fax: (631) 727-1387

Waveguide Connector Gaskets

SAS SEALTRON Waveguide Connector Gaskets come in a variety of different sizes and shape. Please contact a representative if you would like a different design or dimensions not shown here.

Standard thickness using all SEALTRON Conductive Elastomers other then SEALTRON 1098 is .032" thick for applications where a pressure seal is not required.

Standard thickness using SEALTRON 1098 is .027" thick and will provide a pressure seal of up to 20 psi.

For applications requiring one of these gaskets and a pressure seal of over 20 psi please contact us.

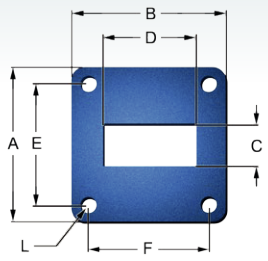

FIGURE 1

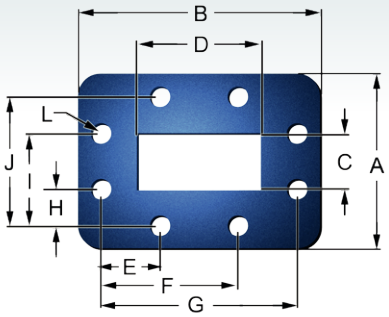

FIGURE 2

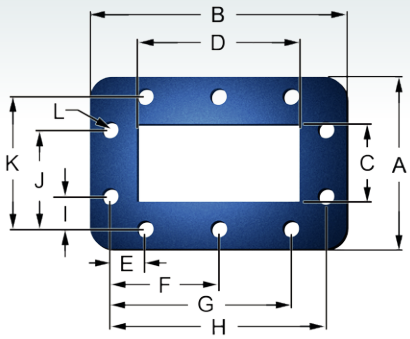

FIGURE 3

P/N	Figure	W/G Size	A	B	C	D	E	F	G	H	I	J	K	L	M83528 P/N	CPR/CMR Type
1xxx-7301	1	WR28	.750	.750	.145	.285	.530	.500	-	-	-	-	-	.116	(13)001	-
1xxx-7302	1	WR34	.875	.875	.175	.345	.670	.640	-	-	-	-	-	.116	-	-
1xxx-7303	1	WR42	.875	.875	.175	.425	.670	.640	-	-	-	-	-	.116	(13)003	-
1xxx-7304	1	WR62	1.313	1.313	.320	.630	.956	.994	-	-	-	-	-	.140	(13)005	-
1xxx-7305	1	WR75	1.496	1.496	.385	.760	1.122	1.040	-	-	-	-	-	.155	(13)007	-
1xxx-7306	2	WR75	1.320	1.690	.385	.760	.432	.956	1.389	.234	.780	1.014	-	.155	-	-
1xxx-7307	1	WR90	1.625	1.625	.405	.905	1.280	1.220	-	-	-	-	-	.169	(13)009	-
1xxx-7308	2	WR90	1.594	2.094	.405	.905	.516	1.141	1.656	.266	.891	1.156	-	.169	(13)010	CPR90F
1xxx-7309	1	WR112	1.875	1.875	.505	1.130	1.474	1.352	-	-	-	-	-	.180	(13)015	-
1xxx-7310	2	WR112	1.750	2.500	.505	1.130	.578	1.328	1.906	.328	.953	1.281	-	.180	-	CPR112F
1xxx-7311	2	WR137	1.937	2.687	.633	1.380	.656	1.531	2.188	.406	1.031	1.438	-	.206	(13)020	CPR137F
1xxx-7312	2	WR159	2.438	3.188	.805	1.600	.773	1.773	2.546	.500	1.250	1.750	-	.257	(13)024	CPR159F
1xxx-7313	2	WR187	2.500	3.500	.880	1.880	.852	1.977	2.828	.476	1.351	1.828	-	.266	(13)027	CPR187F
1xxx-7314	3	WR229	2.750	3.875	1.155	2.300	.550	1.620	2.690	3.240	.550	1.550	2.100	.270	(13)031	CPR229F
1xxx-7315	3	WR284	3.000	4.500	1.350	2.850	.633	1.914	3.195	3.828	.586	1.742	2.328	.266	(13)034	CPR284F
1xxx-7316	3	WR340	3.750	5.438	1.710	3.410	1.000	2.344	3.688	4.688	.829	2.171	3.000	.266	(13)039	CPR340F
1xxx-7317	3	WR430	4.188	6.344	2.160	4.310	1.008	2.795	4.582	5.590	.782	2.658	3.440	.266	(13)040	CPR430F
1xxx-7318	3	WR510	4.625	7.157	2.560	5.110	1.213	3.200	5.187	6.400	.894	2.956	3.850	.266	-	CPR510F
1xxx-7319	3	WR650	5.438	8.688	3.260	6.510	1.563	3.937	6.311	7.874	1.062	3.560	4.622	. 328	(13)042	CPR650F
1xxx-7320	1	WR51	1.313	1.313	.262	.517	.994	.956	-	-	-	-	-	.140	-	-
1xxx-7321	2	WR90	.766	1.265	.410	.910	.470	.940	1.410	.230	.680	.910	-	.150	-	CMR90
1xxx-7322	2	WR137	1.531	2.281	.632	1.382	.643	1.287	1.930	.247	.933	1.180	-	.150	(13)021	CMR137
1xxx-7323	2	WR112	1.380	2.020	.507	1.132	.543	1.117	1.660	.237	.797	1.034	-	.150	-	CMR112
1xxx-7324	2	WR112	1.750	2.500	.505	1.130	.578	1.328	1.906	.328	.953	1.281	-	.171	(13)016	-
1xxx-7325	1	WR22	.750	.750	.117	.229	.530	.500	-	-	-	-	-	.116	-	-
1xxx-7326	2	WR187	1.780	2.780	.882	1.882	.810	1.620	2.430	.247	1.183	1.430	-	.150	-	CMR187

If you need a size not listed above. Please let us know what figures and what dimensions you are looking for and we will promptly provide you with a quotation.

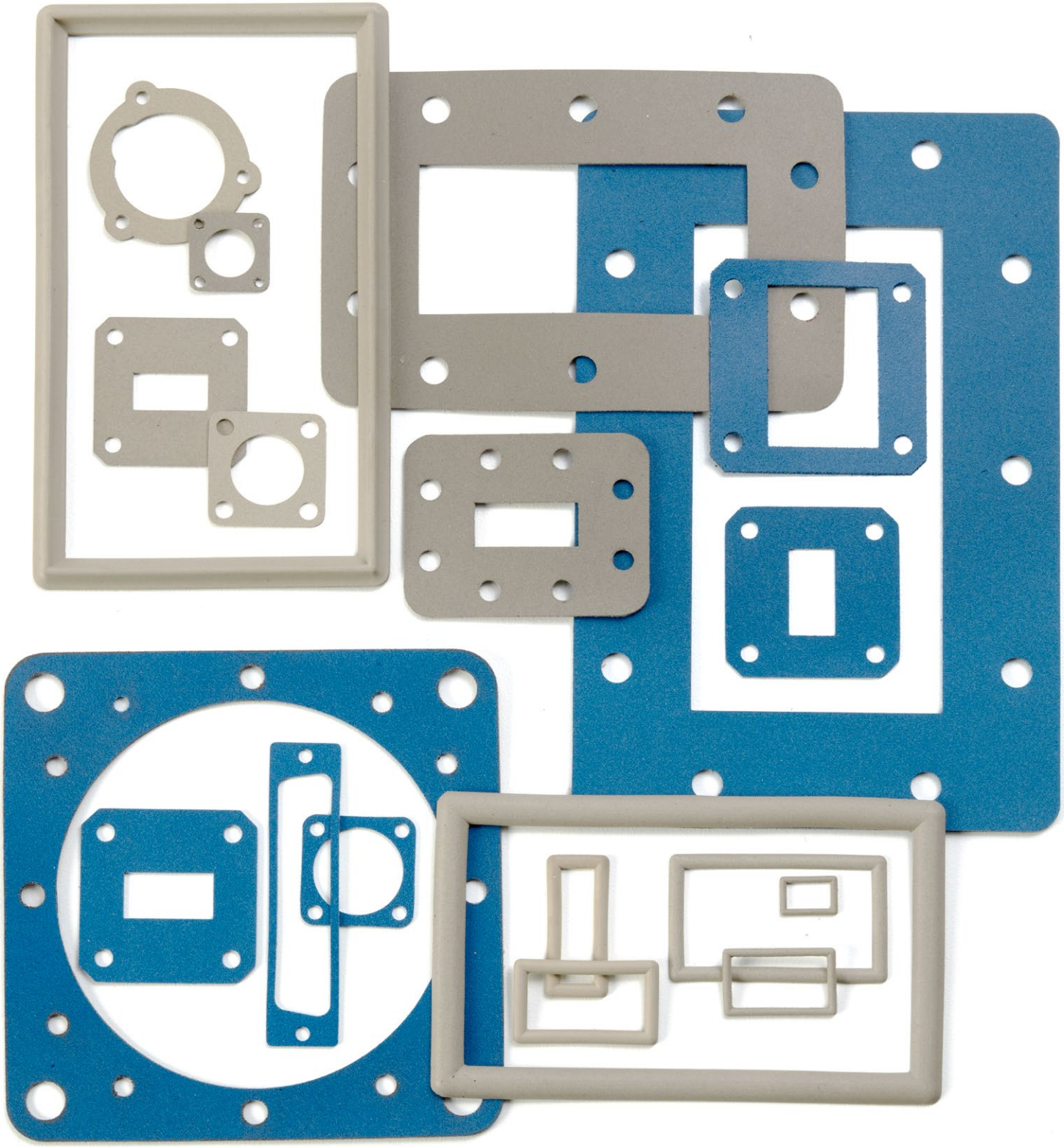

Phone: (631) 727-1441 • Fax: (631) 727-1387

Co-Molded Conductive Seals/Extrusions

Some applications may require the conductivity of SAS SEALTRON Conductive Elastomers coupled with a completely non-conductivity area or areas. For these scenarios we have the capability to produce "Co-Molded" Seals, which are an area or areas of any of our SEALTRON Conductive Elastomers and other areas which are completely nonconductive silicones.

SEALTRON To Metal

Other applications require a gasket to be molded directly to metal. Any of the SEALTRON Conductive Elastomers can also be provided in this format. This allows for the use of tighter tolerances and much smaller than typical profiles. This also creates a full finished and assembled part.

SEALTRON Conductive Elastomers Specialty Parts

While we have done our best to encompass the full line of what these Elastomers can be manufactured into, our processes are changing and expanding with each new day. Feel free to contact us with any requirements you may have and we will conform to any requirements you may have.



SAS SEALTRON Materials also come as Oriented Wire In Silicone and Fluorosilicone.

This material is produced from the combination of specification grade silicone/fluorosilicone and wire used in sheet and strip form. The silicone elastomer acts as an environmental seal, while the wires provide excellent conductivity to establish EMI/RFI integrity. Available in both solid and sponge silicone, and with aluminum or monel wires. Custom composites are available upon request.

Also available in combination form "partition strip" when required. Partition strip is used when corrosion may be of great concern and compressive force available may be minimal. Wires can be oriented in any width of the gasketing material, most commonly .25" wide. The balance of the width creates the environmental seal, while the partition with wire provies the EMI seal.

While primarily suggested for use in gasket applications requiring high levels of attenuation along with a moisture seal; because of its economics, it is also recommended for commercial shielding. Order with or without PSA (Pressure Sensitive Adhesive) in sheet, strip or custom form as per your requirement.

Our part numbering system shown to the right was created to differentiate the various types of wire oriented SEALTRON Materials.



The following part numbering system classifies the material as being part of our Wire Oriented SEALTRON line.

P/N	Elastomer (Specification)	Wire (Specification)
2114	Solid Silicone (ZZ-R-765 2B 40)	Monel (QQ-N-281, .0045" Dia.)
2124	Solid Silicone (ZZ-R-765 2B 40)	Aluminum (Alloy 5056, .005" Dia.)
2134	Solid Silicone (ZZ-R-765 2B 40)	SnPhBronze (ASTM-B-105, .0045" Dia.)
2113	Solid Silicone (ZZ-R-765 3A 30)	Monel (QQ-N-281, .0045" Dia.)
2123	Solid Silicone (ZZ-R-765 3A 30)	Aluminum (Alloy 5056, .005" Dia.)
2133	Solid Silicone (ZZ-R-765 3A 30)	SnPhBronze (ASTM-B-105, .0045" Dia.)
2210	Silicone Sponge (AMS3195)	Monel (QQ-N-281, .0045" Dia.)
2220	Silicone Sponge (AMS3195)	Aluminum (Alloy 5056, .005" Dia.)
2230	Silicone Sponge (AMS3195)	SnPhBronze (ASTM-B-105, .0045" Dia.)
2314	Fluorosilicone (MIL-R-25988 40)	Monel (QQ-N-281, .0045" Dia.)
2324	Fluorosilicone (MIL-R-25988 40)	Aluminum (Alloy 5056, .005" Dia.)
2334	Fluorosilicone (MIL-R-25988 40)	SnPhBronze (ASTM-B-105, .0045" Dia.)

This material comes in sheets, stripping, portion-strips, and finished parts as per your requirements/drawing. Listed above are only the most commonly used substrates. If you require something else please contact an SAS Representative for assistance.

Phone: (631) 727-1441 • Fax: (631) 727-1387

Performance Characteristics

	Solid Silicone / Fluorosilicone Elastomers									Silicone Sponge Elastomers		
P/N	2114	2124	2134	2113	2123	2133	2314	2324	2334	2210	2220	2230
Shielding dB 200 KHz	70	70	70	70	70	70	70	70	85	70	70	70
Shielding dB 100 MHz	125	100	130	125	100	130	125	100	130	120	85	130
Shielding dB 1.0 GHz	125	100	125	125	100	125	125	100	125	125	70	125
Fuel/Solvent Resistant	NO	NO	NO	NO	NO	NO	YES	YES	YES	NO	NO	NO
Closing Force (psi)	25-100	25-100	25-100	25-100	25-100	25-100	25-100	25-100	25-100	5-50	5-50	5-50
Compression Set	25%	25%	25%	25%	25%	25%	25%	25%	25%	25%	25%	25%
Temperature Range (C)	-65/200	-65/200	-65/200	-65/200	-65/200	-65/200	-55/200	-55/200	-55/200	-65/200	-65/200	-65/200
EMP Survivability	YES	YES	YES	YES	YES	YES	YES	YES	YES	YES	YES	YES
Color	GREY	GREY	GREY	GREY	GREY	GREY	BLUE	BLUE	BLUE	GREY	GREY	GREY
Wire Count/ sq. in.[1]	900	900	900	900	900	900	900	900	900	650	650	650

[1]Different Wire Counts can be accommodated upon request, Wire Counts listed are just standards.

To the right we have included a guide on creating a part number for our standard sheet sizes and on the following pages we will show some of our standard product dimensions for various different sizes and other commonly used parts such as "portion strip". This is by no means a complete listing of everything that we can offer. Please contact us and someone from our experienced staff will gladly help answer any question you may have and/or provide you with a price quote.

2xxx - xxxx - xxx - xx

The first four digits in creating a part number references the material selection from some of the prior pages.

2xxx - **xxxx** - xxx - xx

The second series of numbers after the first – references the sheet size from the options listed below:

Identifier	Sheet Size
0336	3" x 36"
0436	4.5" x 36"
0636	6" x 36"
0936	9" x 36"

2xxx - xxxx - **xxx** - xx

The third series of numbers after the second – references your material thickness. Below we have included a partial listing of thicknesses offered. These are by no means a thickness limitation as sheets can be made in any thickness imaginable.

Identifier	Thickness	Tolerance
032	.032"	+/- .010"
045	.045"	+/- .010"
055	.055"	+/- .010"
062	.062"	+/- .010"
093	.093"	+/- .010"
125	.125"	+/- .010"
156	.156"	+/- .010"
188	.188"	+/- .010"

Identifier	Thickness	Tolerance
250	.250"	+/- .010"
312	.312"	+/- .010"
375	.375"	+/- .010"
500	.500"	+/- .010"
625	.625"	+/- .010"
750	.750"	+/- .010"
001	1.000"	+/- .010"

2xxx - xxxx - xxx - **xx**

When required the fourth series of numbers after the third – references an Acrylic PSA (Pressure Sensitive Adhesive) on one or both sides.

Identifier	Adhesive Type
NA	No PSA Backing
A1	Acrylic PSA On 1 Side
A2	Acrylic PSA On Both Sides

Sealtron Wire Oriented Stripping

Standard Strip Sheet Stock



Partition Strip Sheet Stock



The following guide is meant to assist you in selecting your stripping type and size. The Standard Strip or Partition Strip P/N's are shown above. In the second 4 digit sequence to specify Standard Strip begin the first digit with 1, for Partition Strip begin the first digit with 2. The first 4 digit sequence should be replaced with the desired material type.

P/N	Height	Width
2xxx-x001	.062"	.062"
2xxx-x002	.062"	.093"
2xxx-x003	.062"	.125"
2xxx-x004	.062"	.156"
2xxx-x005	.062"	.188"
2xxx-x006	.062"	.250"
2xxx-x007	.062"	.312"
2xxx-x008	.062"	.375"
2xxx-x009	.062"	.500"
2xxx-x010	.062"	.625"
2xxx-x011	.062"	.750"
2xxx-x012	.062"	1.000"
2xxx-x013	.093"	.062"
2xxx-x014	.093"	.093"
2xxx-x015	.093"	.125"
2xxx-x016	.093"	.156"
2xxx-x017	.093"	.188"
2xxx-x018	.093"	.250"
2xxx-x019	.093"	.312"
2xxx-x020	.093"	.375"
2xxx-x021	.093"	.500"
2xxx-x022	.093"	.625"
2xxx-x023	.093"	.750"
2xxx-x024	.093"	1.000"
2xxx-x025	.125"	.062"

P/N	Height	Width
2xxx-x026	.125"	.093"
2xxx-x027	.125"	.125"
2xxx-x028	.125"	.156"
2xxx-x029	.125"	.188"
2xxx-x030	.125"	.250"
2xxx-x031	.125"	.312"
2xxx-x032	.125"	.375"
2xxx-x033	.125"	.500"
2xxx-x034	.125"	.625"
2xxx-x035	.125"	.750"
2xxx-x036	.125"	1.000"
2xxx-x037	.156"	.062"
2xxx-x038	.156"	.093"
2xxx-x039	.156"	.125"
2xxx-x040	.156"	.156"
2xxx-x041	.156"	.188"
2xxx-x042	.156"	.250"
2xxx-x043	.156"	.312"
2xxx-x044	.156"	.375"
2xxx-x045	.156"	.500"
2xxx-x046	.156"	.625"
2xxx-x047	.156"	.750"
2xxx-x048	.156"	1.000"
2xxx-x049	.188"	.062"
2xxx-x050	.188"	.093"

P/N	Height	Width
2xxx-x051	.188"	.125"
2xxx-x052	.188"	.156"
2xxx-x053	.188"	.188"
2xxx-x054	.188"	.250"
2xxx-x055	.188"	.312"
2xxx-x056	.188"	.375"
2xxx-x057	.188"	.500"
2xxx-x058	.188"	.625"
2xxx-x059	.188"	.750"
2xxx-x060	.188"	1.000"
2xxx-x061	.250"	.062"
2xxx-x062	.250"	.093"
2xxx-x063	.250"	.125"
2xxx-x064	.250"	.188"
2xxx-x065	.250"	.250"
2xxx-x066	.250"	.375"
2xxx-x067	.250"	.500"
2xxx-x068	.250"	.625"
2xxx-x069	.250"	.750"
2xxx-x070	.250"	1.000"
2xxx-x071	.375"	.125"
2xxx-x072	.375"	.250"
2xxx-x073	.375"	.375"
2xxx-x074	.375"	.500"
2xxx-x075	.375"	.625"

P/N	Height	Width
2xxx-x076	.375"	.750"
2xxx-x077	.375"	1.000"
2xxx-x078	.500"	.250"
2xxx-x079	.500"	.375"
2xxx-x080	.500"	.500"
2xxx-x081	.500"	.625"
2xxx-x082	.500"	.750"
2xxx-x083	.500"	1.000"
2xxx-x084	.625"	.250"
2xxx-x085	.625"	.375"
2xxx-x086	.625"	.500"
2xxx-x087	.625"	.625"
2xxx-x088	.625"	.750"
2xxx-x089	.625"	1.000"
2xxx-x090	.750"	.250"
2xxx-x091	.750"	.375"
2xxx-x092	.750"	.500"
2xxx-x093	.750"	.625"
2xxx-x094	.750"	.750"
2xxx-x095	.750"	1.000"
2xxx-x096	1.000"	.250"
2xxx-x097	1.000"	.500"
2xxx-x098	1.000"	.750"
2xxx-x099	1.000"	1.000"

When PSA Backing is required append the end of the part number as follows:

2xxx - xxxx - **xx**

When required the fourth series of numbers after the third – references an Acrylic PSA (Pressure Sensitive Adhesive) on one or both sides.

Identifier	Adhesive Type
NA	No PSA Backing
A1	Acrylic PSA On 1 Side
A2	Acrylic PSA On Both Sides
A3	Acrylic PSA On Portion Strip Wire Portion Only

Strip Length Availability

Thickness	Width	Maximum Length
0.062" – 1.000"	0.062" – 0.250"	216"
0.125" – 1.000"	0.250" – 0.375"	132"

Phone: (631) 727-1441 • Fax: (631) 727-1387

SAS SEALTRON Materials also cover Expanded Metal and Woven Screen Cloth with Elastomer Combinations.

This material comes as just the Metal or partnered with Silicone or Fluorosilicone to add environmental sealing.

We primarily suggest this material for use in applications where there are space concerns and/or where joint unevenness does not exceed .004 inches.

Order with or without PSA (Pressure Sensitive Adhesive) in sheet, strip or custom form as per your requirement.

Our part numbering system shown to the right was created to differentiate the various types of Expanded Metal and Woven Screen Cloth SEALTRON Materials.



The following part numbering system classifies the material as being part of our Expanded Metal/Woven Screen Cloth SEALTRON line.

P/N	Elastomer (Specification)	Wire (Specification)
3010	None	Expanded Monel (QQ-N-281)
3020	None	Expanded Aluminum (QQ-A-250)
3030	None	Expanded Copper (N/A)
3110	Silicone (ZZ-R-765 CL2 GR50) Silicone (AMS 3302D)	Expanded Monel (QQ-N-281)
3120	Silicone (ZZ-R-765 CL2 GR50) Silicone (AMS 3302D)	Expanded Aluminum (QQ-A-250)
3130	Silicone (ZZ-R-765 CL2 GR50) Silicone (AMS 3302D)	Expanded Copper (N/A)
3140	Silicone (ZZ-R-765 CL2 GR50) Silicone (AMS 3302D)	Woven Aluminum Screen Cloth (AMS4182)
3240	Synthetic (AMS 3222C)	Woven Aluminum Screen Cloth (AMS4182)
3310	Fluorosilicone (MIL-R-25988)	Expanded Monel (QQ-N-281)
3320	Fluorosilicone (MIL-R-25988)	Expanded Aluminum (QQ-A-250)
3330	Fluorosilicone (MIL-R-25988)	Expanded Copper (N/A)
3340	Fluorosilicone (MIL-R-25988)	Woven Aluminium Screen Cloth (AMS4182)
3410	Low Outgassing Silicone (ASTM-E-595-84)	Expanded Monel (QQ-N-281)
3420	Low Outgassing Silicone (ASTM-E-595-84)	Expanded Aluminum (QQ-A-250)
3430	Low Outgassing Silicone (ASTM-E-595-84)	Expanded Copper (N/A)

This material comes in sheets, rolls, and finished parts as per your requirements/ drawing. Listed above are only the most commonly used substrates. If you require something else please contact an SAS Representative for assistance.

Shielding Performance Characteristics:

	3010	3020	3030	3140 / 3240
Shielding db: 200 KHz	60	60	70	65
Shielding db: 100 MHz	90	90	100	90
Shielding db: 1.0 GHz	70	70	85	75
EMP: Survivability	Yes	Yes	Yes	Yes
Closing Force: (PSI)	50-75	50-75	50-75	50-75
Compression Set @ 50 PSI	1%	1%	1%	1%

Standard Sheeting: 50 Foot Rolls

Part No.	Thickness (+/- .004")	Width (minimum)
3xxx-1012-50	.010	12.0
3xxx-1612-50	.016	12.0
3xxx-2012-50	.020	12.0
3xxx-3012-50	.030	12.0

Available in shorter sizes upon request. Also available as finished cut parts.

Sealtron Wire Mesh Elastomer Combinations

SAS SEALTRON Materials include wire mesh and elastomer combinations as well. This material is ideally suited for situations where joint unevenness is a concern, due to its ease of compressibility. Typical applications for wire mesh and elastomer combinations are enclosure gaskets which require both an environmental seal and EMI shielding. Additionally, for applications which require both low closure force with high deflection where sponge elastomers are used it is recommended to add compression stops to the gasket as shown in the last diagram of this section to prevent over compression. These can be supplied bonded in the gasket as washers, as illustrated or as solid metal "plugs".

These are available in various different metal and elastomer combinations.

An adhesive strip can also be added to the elastomer for ease of assembly.

The following part number system classifies the material as being part of our Wire Mesh / Elastomer Combinations line.

P/N	Elastomer (Specification)	Wire (Specification)
4110	Closed Cell Neoprene Medium (MIL-R-6130 Type 2 Grade A Medium) Closed Cell Neoprene Medium (ASTM-D-6576 Type 2 Grade A Medium)	.0045" Dia Monel Wire (QQ-N-281)
4111	Closed Cell Neoprene Soft (MIL-R-6130 Type 2 Grade A Soft) Closed Cell Neoprene Soft (ASTM-D-6576 Type 2 Grade A Soft)	.0045" Dia Monel Wire (QQ-N-281)
4112	Closed Cell Neoprene Firm (MIL-R-6130 Type 2 Grade A Firm) Closed Cell Neoprene Firm (ASTM-D-6576 Type 2 Grade A Firm)	.0045" Dia Monel Wire (QQ-N-281)
4120	Closed Cell Neoprene Medium (MIL-R-6130 Type 2 Grade A Medium) Closed Cell Neoprene Medium (ASTM-D-6576 Type 2 Grade A Medium)	.0045" Dia SnCuFe (ASTM-B-520)
4121	Closed Cell Neoprene Soft (MIL-R-6130 Type 2 Grade A Soft) Closed Cell Neoprene Soft (ASTM-D-6576 Type 2 Grade A Soft)	.0045" Dia SnCuFe (ASTM-B-520)
4122	Closed Cell Neoprene Firm (MIL-R-6130 Type 2 Grade A Firm) Closed Cell Neoprene Firm (ASTM-D-6576 Type 2 Grade A Firm)	.0045" Dia SnCuFe (ASTM-B-520)
4130	Closed Cell Neoprene Medium (MIL-R-6130 Type 2 Grade A Medium) Closed Cell Neoprene Medium (ASTM-D-6576 Type 2 Grade A Medium)	.005" Dia Alloy 5056
4131	Closed Cell Neoprene Soft (MIL-R-6130 Type 2 Grade A Soft) Closed Cell Neoprene Soft (ASTM-D-6576 Type 2 Grade A Soft)	.005" Dia Alloy 5056
4132	Closed Cell Neoprene Firm (MIL-R-6130 Type 2 Grade A Firm) Closed Cell Neoprene Firm (ASTM-D-6576 Type 2 Grade A Firm)	.005" Dia Alloy 5056
4140	Closed Cell Neoprene Medium (MIL-R-6130 Type 2 Grade A Medium) Closed Cell Neoprene Medium (ASTM-D-6576 Type 2 Grade A Medium)	.0045" Dia SnPhBronze (ASTM-B-105)
4141	Closed Cell Neoprene Soft (MIL-R-6130 Type 2 Grade A Soft) Closed Cell Neoprene Soft (ASTM-D-6576 Type 2 Grade A Soft)	.0045" Dia SnPhBronze (ASTM-B-105)
4142	Closed Cell Neoprene Firm (MIL-R-6130 Type 2 Grade A Firm) Closed Cell Neoprene Firm (ASTM-D-6576 Type 2 Grade A Firm)	.0045" Dia SnPhBronze (ASTM-B-105)
4210	Closed Cell Silicone Medium (MIL-R-6130 Type 2 Grade B/C Medium) Closed Cell Silicone Medium (ASTM-D-6576 Type 2 Grade B/C Medium) Closed Cell Silicone Medium (AMS3195)	.0045" Dia Monel Wire (QQ-N-281)
4211	Closed Cell Silicone Soft (MIL-R-6130 Type 2 Grade B/C Soft) Closed Cell Silicone Soft (ASTM-D-6576 Type 2 Grade B/C Soft)	.0045" Dia Monel Wire (QQ-N-281)
4212	Closed Cell Silicone Firm (MIL-R-6130 Type 2 Grade B/C Firm) Closed Cell Silicone Firm (ASTM-D-6576 Type 2 Grade B/C Firm) Closed Cell Silicone Firm (AMS3196)	.0045" Dia Monel Wire (QQ-N-281)
4220	Closed Cell Silicone Medium (MIL-R-6130 Type 2 Grade B/C Medium) Closed Cell Silicone Medium (ASTM-D-6576 Type 2 Grade B/C Medium) Closed Cell Silicone Medium (AMS3195)	.0045" Dia SnCuFe (ASTM-B-520)
4221	Closed Cell Silicone Soft (MIL-R-6130 Type 2 Grade B/C Soft) Closed Cell Silicone Soft (ASTM-D-6576 Type 2 Grade B/C Soft)	.0045" Dia SnCuFe (ASTM-B-520)
4222	Closed Cell Silicone Firm (MIL-R-6130 Type 2 Grade B/C Firm) Closed Cell Silicone Firm (ASTM-D-6576 Type 2 Grade B/C Firm) Closed Cell Silicone Firm (AMS3196)	.0045" Dia SnCuFe (ASTM-B-520)
4230	Closed Cell Silicone Medium (MIL-R-6130 Type 2 Grade B/C Medium) Closed Cell Silicone Medium (ASTM-D-6576 Type 2 Grade B/C Medium) Closed Cell Silicone Medium (AMS3195)	.005" Dia Alloy 5056

Phone: (631) 727-1441 • Fax: (631) 727-1387

P/N	Elastomer (Specification)	Wire (Specification)
4231	Closed Cell Silicone Soft (MIL-R-6130 Type 2 Grade B/C Soft) Closed Cell Silicone Soft (ASTM-D-6576 Type 2 Grade B/C Soft)	.005" Dia Alloy 5056
4232	Closed Cell Silicone Firm (MIL-R-6130 Type 2 Grade B/C Firm) Closed Cell Silicone Firm (ASTM-D-6576 Type 2 Grade B/C Firm) Closed Cell Silicone Firm (AMS3196)	.005" Dia Alloy 5056
4240	Closed Cell Silicone Medium (MIL-R-6130 Type 2 Grade B/C Medium) Closed Cell Silicone Medium (ASTM-D-6576 Type 2 Grade B/C Medium) Closed Cell Silicone Medium (AMS3195)	.0045" Dia SnPhBronze (ASTM-B-105)
4241	Closed Cell Silicone Soft (MIL-R-6130 Type 2 Grade B/C Soft) Closed Cell Silicone Soft (ASTM-D-6576 Type 2 Grade B/C Soft)	.0045" Dia SnPhBronze (ASTM-B-105)
4242	Closed Cell Silicone Firm (MIL-R-6130 Type 2 Grade B/C Firm) Closed Cell Silicone Firm (ASTM-D-6576 Type 2 Grade B/C Firm) Closed Cell Silicone Firm (AMS3196)	.0045" Dia SnPhBronze (ASTM-B-105)
4314	Solid Neoprene, 40 Durometer (MIL-R-6855 Class 2 Grade 40) Solid Neoprene, 40 Durometer (AMS-R-6855 Class 2 Grade 40)	.0045" Dia Monel Wire (QQ-N-281)
4324	Solid Neoprene, 40 Durometer (MIL-R-6855 Class 2 Grade 40) Solid Neoprene, 40 Durometer (AMS-R-6855 Class 2 Grade 40)	.0045" Dia SnCuFe (ASTM-B-520)
4334	Solid Neoprene, 40 Durometer (MIL-R-6855 Class 2 Grade 40) Solid Neoprene, 40 Durometer (AMS-R-6855 Class 2 Grade 40)	.005" Dia Alloy 5056
4344	Solid Neoprene, 40 Durometer (MIL-R-6855 Class 2 Grade 40) Solid Neoprene, 40 Durometer (AMS-R-6855 Class 2 Grade 40)	.0045" Dia SnPhBronze (ASTM-B-105)
4413	Solid Silicone, 30 Durometer (ZZ-R-765 Class 3A Grade 40) Solid Silicone, 30 Durometer (A-A-59588 Class 3A Grade 40)	.0045" Dia Monel Wire (QQ-N-281)
4414	Solid Silicone, 40 Durometer (ZZ-R-765 Class 2B Grade 40) Solid Silicone, 40 Durometer (A-A-59588 Class 2B Grade 40) Solid Silicone, 40 Durometer (AMS3301)	.0045" Dia Monel Wire (QQ-N-281)
4423	Solid Silicone, 30 Durometer (ZZ-R-765 Class 3A Grade 40) Solid Silicone, 30 Durometer (A-A-59588 Class 3A Grade 40)	.0045" Dia SnCuFe (ASTM-B-520)
4424	Solid Silicone, 40 Durometer (ZZ-R-765 Class 2B Grade 40) Solid Silicone, 40 Durometer (A-A-59588 Class 2B Grade 40) Solid Silicone, 40 Durometer (AMS3301)	.0045" Dia SnCuFe (ASTM-B-520)
4433	Solid Silicone, 30 Durometer (ZZ-R-765 Class 3A Grade 40) Solid Silicone, 30 Durometer (A-A-59588 Class 3A Grade 40)	.005" Dia Alloy 5056
4434	Solid Silicone, 40 Durometer (ZZ-R-765 Class 2B Grade 40) Solid Silicone, 40 Durometer (A-A-59588 Class 2B Grade 40) Solid Silicone, 40 Durometer (AMS3301)	.005" Dia Alloy 5056
4443	Solid Silicone, 30 Durometer (ZZ-R-765 Class 3A Grade 40) Solid Silicone, 30 Durometer (A-A-59588 Class 3A Grade 40)	.0045" Dia SnPhBronze (ASTM-B-105)
4444	Solid Silicone, 40 Durometer (ZZ-R-765 Class 2B Grade 40) Solid Silicone, 40 Durometer (A-A-59588 Class 2B Grade 40) Solid Silicone, 40 Durometer (AMS3301)	.0045" Dia SnPhBronze (ASTM-B-105)
4510	Closed Cell Fluorosilicone Medium (AMS3323)	.0045" Dia Monel Wire (QQ-N-281)
4520	Closed Cell Fluorosilicone Medium (AMS3323)	.0045" Dia SnCuFe (ASTM-B-520)
4530	Closed Cell Fluorosilicone Medium (AMS3323)	.005" Dia Alloy 5056
4540	Closed Cell Fluorosilicone Medium (AMS3323)	.0045" Dia SnPhBronze (ASTM-B-105)
4514	Solid Fluorosilicone, 40 Durometer (MIL-DTL-25988 Type 2 Class 1 Grade 40)	.0045" Dia Monel Wire (QQ-N-281)
4524	Solid Fluorosilicone, 40 Durometer (MIL-DTL-25988 Type 2 Class 1 Grade 40)	.0045" Dia SnCuFe (ASTM-B-520)
4534	Solid Fluorosilicone, 40 Durometer (MIL-DTL-25988 Type 2 Class 1 Grade 40)	.005" Dia Alloy 5056
4544	Solid Fluorosilicone, 40 Durometer (MIL-DTL-25988 Type 2 Class 1 Grade 40)	.0045" Dia SnPhBronze (ASTM-B-105)

Additionally the following table can be used to select a part number from the Figures below. See the footnotes below the table for full ordering information including how to add PSA to the elastomer.

Figure 1



Figure 2

P/N	Height	Elastomer Width	Wire Mesh Width
4xxx-x001-NA	.062"	.250"	.125"
4xxx-x002-NA	.062"	.375"	.125"
4xxx-x003-NA	.062"	.500"	.125"
4xxx-x004-NA	.062"	.625"	.125"
4xxx-x005-NA	.093"	.250"	.125"
4xxx-x006-NA	.093"	.375"	.125"
4xxx-x007-NA	.093"	.500"	.125"
4xxx-x008-NA	.093"	.625"	.125"
4xxx-x009-NA	.093"	.750"	.125"
4xxx-x010-NA	.125"	.125"	.125"
4xxx-x011-NA	.125"	.187"	.125"
4xxx-x012-NA	.125"	.187"	.187"
4xxx-x013-NA	.125"	.250"	.125"
4xxx-x014-NA	.125"	.250"	.250"
4xxx-x015-NA	.125"	.375"	.125"
4xxx-x016-NA	.125"	.500"	.125"
4xxx-x017-NA	.125"	.500"	.250"
4xxx-x018-NA	.125"	.500"	.500"
4xxx-x019-NA	.125"	.625"	.125"
4xxx-x020-NA	.125"	.750"	.125"
4xxx-x021-NA	.125"	.750"	.250"
4xxx-x022-NA	.187"	.125"	.125"
4xxx-x023-NA	.187"	.187"	.125"
4xxx-x024-NA	.187"	.250"	.125"
4xxx-x025-NA	.187"	.250"	.250"
4xxx-x026-NA	.187"	.375"	.125"
4xxx-x027-NA	.187"	.500"	.125"
4xxx-x028-NA	.187"	.625"	.125"
4xxx-x029-NA	.187"	.625"	.250"
4xxx-x030-NA	.187"	.750"	.250"
4xxx-x031-NA	.250"	.125"	.125"
4xxx-x032-NA	.250"	.250"	.125"
4xxx-x033-NA	.250"	.375"	.125"
4xxx-x034-NA	.250"	.500"	.125"
4xxx-x035-NA	.250"	.625"	.125"
4xxx-x036-NA	.250"	.750"	.125"
4xxx-x037-NA	.250"	.750"	.250"



Replace the first x in the second series of the part number (e.g. 4xxx-x) with a 0 for Figure 1 configuration and a 9 for Figure 2 configuration.

Phone: (631) 727-1441 • Fax: (631) 727-1387

Additionally, for solid elastomers, it is recommended the wire be .031" higher then the elastomer. To order with an additional .031" height on the elastomer replace the first x in the second series of the part number (e.g. 4xxx-x) with a 3 for Figure 1 configuration adding .031" to the wire or a 7 for Figure 2 configuration adding .031" to the wire.

Replace 4xxx with the appropriate Material PN as illustrated in the table above this table to complete the part number.
To add PSA backing to the elastomer portion of the Wire Mesh Elastomer Combination replace –NA with –AI.

The following chart shows typical performance characteristics of the wire mesh.

		Monel	SnCuFe	Alloy 5056	SnPhBronze
Shielding Effectiveness	100 KHz	45	50	40	65
	10 MHz	115	115	100	120
	500 KHz	110	110	90	110
	1 GHz	95	95	80	95
Closure Force (min)	psi	10	10	10	10
Compression Set (40 min psi)	%	7	9	12	9

In addition these Wire Mesh Elastomer Combinations can also be supplied as finished gaskets to any design. They can be designed using any of the combinations above along with compression stops as desired. A brief example of what can be done is shown below.

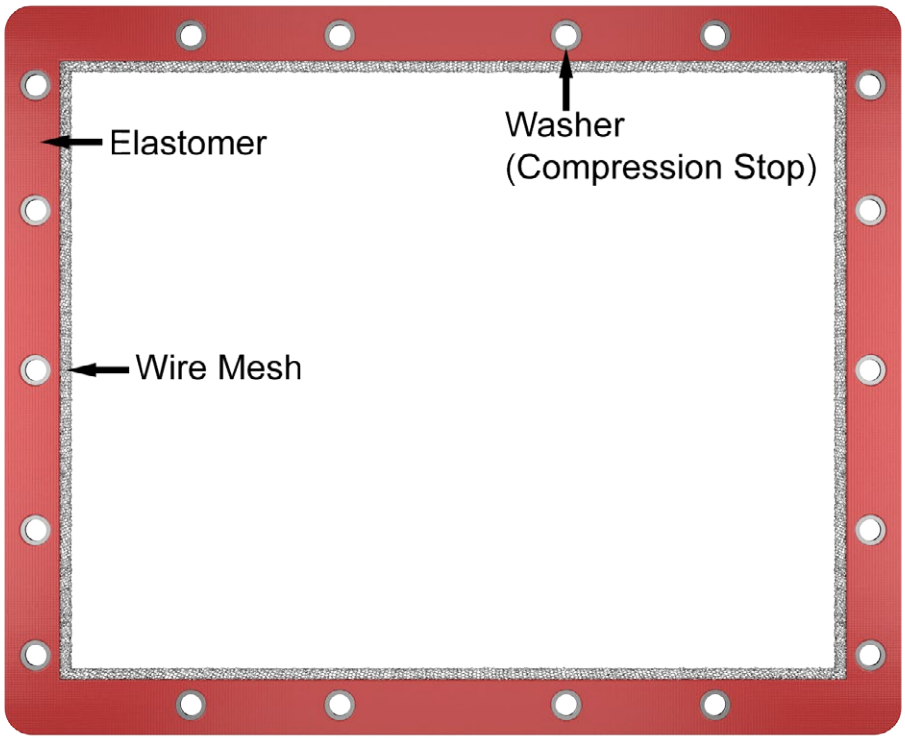

NOTES

Phone: (631) 727-1441 • Fax: (631) 727-1387

NOTES

Postal Address:
SAS Industries Inc.
PO Box 245
Manorville, NY 11949

Physical Address:
SAS Industries Inc.
939 Wading River Manor Rd.
Manorville, NY 11949
100 Corporate Drive
Elizabeth City, NC 27909

Telephone: 631.727.1441
Fax: 631.727.1387
E-mail: info@sasindustries.com
sales@sasindustries.com

SAS INDUSTRIES

SEALTRON
CONDUCTIVE ELASTOMERS

www.sasindustries.com